

PANEL ACCENTS™ SLIDING PANELS

Table of Contents

Features

Panel Fabric Styles and Information: Roller Shade Fabric	2
Panel Fabric Styles and Information: Solar Shade Fabric	3
Fabric Styles and Information: Roman Shade Fabric	4
Nature's Beauty of Natural Shades	5
Panel Material Styles and Information: Natural Shade Material	6

Size Considerations

Sliding Panels, Depth Requirements for Inside Mount	7
---	---

Options

Summary	8
Wand Control, Cord Control, Stack Options	9
Edge Banding: Natural Shades, Liners: Natural Shades	10
Spliced Shades, Replacement Panel Information, Replacement Headrail Information, Replacement Valance	11
Roller, Solar, and Roman Square-Corner Valance, Valance: Premiere Natural Shades Sliding Panels and Premiere Valance Only	12

General Information

Track Selection: Right or Left Single Stack	13
Track Selection: Split Stack	14
How to Measure for Uncovered or Clear Window Opening, Panel Configurations	15
Sliding Panel: Roller, Solar, and Roman Fabrics Product Detail	16
Sliding Panel: Natural Shade Materials Product Detail	17

Price Charts and Options Pricing

Price Group A: Roller Shade Fabric: Cambridge LF, Capri, Essential; Solar Shade Fabric: Standard Weave 3%, Standard Weave 5%, Vanguard 3%, Vanguard 5%; Roman Shade Fabric: Regal	19
Price Group B: Roller Shade Fabric: Harmony, Rujin, Sheffield, Suburban II; Solar Shade Fabric: Cumulus, Monticello, Plexus 3%, Plexus 5%, Standard Weave 1%, Standard Weave 10%, Vanguard 1%, Venture; Roman Shade Fabric: Cristale, Versailles	20
Price Group C: Roller Shade Fabric: Arboretum LF, Banquet, Cambridge RD, Crossweave, Elements, Empire, Prairie, Sedona, Whitcomb; Solar Shade Fabric: Chronicles, Complex, Exposition	21
Price Group D: Roller Shade Fabric: Allure, Arboretum BO, Crystalline, Herald, Monaco, Opulent, Palisades, Riverbend, Whitehall; Solar Shade Fabric: Epitome, Guildhall, Kismet, Merit, Paradigm, Plexus 1%, Prodigy, Reaction, Resolve	22
Price Group E: Natural Shade Material: Lipo, Revelry	23
Price Group F: Natural Shade Material: Chencun, Escape, Majian, Serenity, Toushan II	24
Price Group G: Natural Shade Material: Inan, Moniz, Yunnan	25
Price Group H: Natural Shade Material: Amour, Boardwalk, Majuro	26
Price Group I: Natural Shade Material: Beachfront, Meilin, Satera, Terrestrial, Zishan	27
Price Group J: Natural Shade Material: Azores, Madeira, Merino, Paralian	28
Replacement Panel Pricing and Ordering: Roller, Solar, and Roman Shades, Price Group A, B, C, D	29
Replacement Panel Pricing and Ordering: Natural Shades, Price Group E, F, G, H, I, J	30
Options Pricing, Replacement Headrail Information, Valance Only Pricing: Square-Corner or Premiere Valances	31

GRABER®

UNITED STATES PRICE LIST • FEBRUARY 2019

Features

Panel Fabric Styles and Information: Roller Shade Fabric*

Style Name	Price Group	Fabric Composition	Light Control	Privacy	Color to Street Side [#]
Allure*	D	100% polyester	Light filtering	Moderate	Shiny base color
Arboretum BO**	D	100% polyester	Blackout	Complete	White
Arboretum LF**	C	100% polyester	Light filtering	Moderate	Front base color
Banquet*	C	100% polyester	Light filtering	Moderate	White
Cambridge LF**	A	100% polyester	Light filtering	Moderate	Same front and back
Cambridge RD**	C	100% polyester	Room darkening	Complete	White
Capri*	A	75% cellulose/25% polyester	Light filtering	Moderate	Same front and back
Crossweave**	C	100% polyester	Light filtering	Moderate	Same front and back
Crystalline**	D	100% polyester	Light filtering/ room darkening	Moderate/ complete	Same front and back
Elements**	C	100% polyester	Sheer	Minimal	Same front and back
Empire**	C	100% polyester	Light filtering	Moderate	Lighter version of front
Essential* [□]	A	3 ply vinyl/1 ply fiberglass	Blackout	Complete	White
Harmony**	B	100% polyester	Light filtering	Moderate	Same front and back
Herald**	D	100% polyester	Light filtering	Moderate	Lighter version of front
Monaco*	D	100% polyester	Sheer	Minimal	Same front and back
Opulent**	D	100% polyester	Blackout	Complete	White
Palisades**	D	100% polyester	Light filtering	Moderate	Same front and back
Prairie** [□]	C	100% polyester	Light filtering	Moderate	Same front and back
Riverbend**	D	100% polyester	Light filtering	Moderate	Same front and back
Rujin**	B	76% polyester/24% polypropylene	Light filtering	Moderate	Same front and back
Sedona**	C	100% polyester	Light filtering	Moderate	White
Sheffield**	B	100% polyester	Light filtering	Moderate	Same front and back
Suburban II**	B	100% polyester	Light filtering	Moderate	Same front and back
Whitcomb**	C	100% polyester	Light filtering	Moderate	Same front and back
Whitehall**	D	100% polyester	Blackout	Complete	White

*Coordinates with Graber® Roller Shades

**Oeko-Tex® Standard 100% Certified

□GREENGUARD Certified®

[#]If ordering for use as a room divider: materials indicated as neutral or white under the color to street side column will be colored on one side and neutral or white on the other side.

Light Control and Privacy

Sheer: Allows the most amount of light into the room for a minimum amount of privacy and a view to the outside. Objects in the room can be seen quite clearly through shades.

Light Filtering: Allows light to gently filter through and provides privacy. Images and shapes may be seen through these shades, but details are not visible. Deep fabric colors provide moderate light control, while light colors provide lower light control.

Room Darkening: Light is substantially blocked; vague shadows of objects or people may be visible; maximum room darkening is achieved with darker colors.

REMEMBER: For inside mount there will be a light gap (3/8" (1.0 cm) for wand control; 1" (2.6 cm) for cord control) and a secondary treatment (curtains or draperies) is recommended to achieve complete privacy. Otherwise, an outside mount with overlap is recommended.

Pattern Alignment

Due to the pattern design of roller and solar fabrics and natural shade materials, exact alignment of the pattern across panels is not possible.

To ensure consistency of color and fabric and to avoid fabric lot variations, it is important to order all shades for one room at the same time.

Oeko-Tex Standard 100 Certified Fabrics

Oeko-Tex Standard 100 certifies that our fabrics are free of PVC, halogen, lead, formaldehyde, allergenic dyes, pesticides, phenols, heavy metals, and meets all VOC content limits.



Oeko-Tex is a registered trademark of the Oeko-Tex Association.

GREENGUARD Indoor Air Quality Certified Fabrics

Many Graber fabrics have been certified by GREENGUARD Environmental Institute (GEI) to be low chemical and particle emitting fabrics providing a healthier indoor air quality. The process used for certification complies with established indoor air quality standards and is performed by a third party lab. Please see www.graberblinds.com for more information.



GREENGUARD Indoor Air Quality Certified is a registered trademark of the GREENGUARD Environmental Institute.

Features

Panel Fabric Styles and Information: Solar Shade Fabric^A

Style Name	Price Group	Fabric Composition	Openness/ UV Blockage		Color Numbers
Chronicles ^{Δ□}	C	15% polyester/85% vinyl on polyester	4%	96%	All
Complex ^{Δ□}	C	30% polyester/70% vinyl on polyester	5%	95%	All
Cumulus ^{Δ□}	B	22% polyester/78% vinyl on polyester	14%	86%	All
Epitome ^{Δ□}	D	25% polyester/75% vinyl on polyester	3%	97%	All
Exposition ^{Δ□}	C	26% polyester/74% vinyl on polyester	8%	92%	All
Guildhall ^{Δ□}	D	26% polyester/74% vinyl on polyester	5%	95%	All
Kismet ^{Δ□}	D	26% polyester/74% vinyl on polyester	6%	94%	All
Merit ^{Δ□}	D	15% polyester/85% vinyl on polyester	4%	96%	All
Monticello ^{Δ□}	B	23.8% polyester/76.2% vinyl on polyester	7%	93%	All
Paradigm ^{Δ□}	D	25% polyester/75% vinyl on polyester	8%	92%	All
Plexus 1% ^{Δ□}	D	19% polyester/81% vinyl on polyester	1%	99%	T7601, T7611, T7612
		25% polyester/75% vinyl on polyester			T7602, T7603, T7604, T7605, T7606, T7607, T7608, T7609, T7610, T7613
Plexus 3% ^{Δ□}	B	19% polyester/81% vinyl on polyester	3%	97%	T7701, T7711, T7712
		25% polyester/75% vinyl on polyester			T7702, T7703, T7704, T7705, T7706, T7707, T7708, T7709, T7710, T7713
Plexus 5% ^{Δ□}	B	13% polyester/87% vinyl on polyester	5%	95%	T7801, T7811, T7812
		25% polyester/75% vinyl on polyester			T7802, T7803, T7804, T7805, T7806, T7807, T7808, T7809, T7810, T7813
Prodigy ^{Δ□}	D	25% polyester/75% vinyl on polyester	8%	92%	All
Reaction ^{Δ□}	D	15% polyester/85% vinyl on polyester	4%	96%	All
Resolve ^{Δ□}	D	24% polyester/76% vinyl on polyester	3%	97%	All
Standard Weave 1% ^{Δ□}	B	21% polyester/79% vinyl on polyester	1%	99%	T7905, T7907, T7908
		24% polyester/76% vinyl on polyester			T7901, T7906
		25% polyester/75% vinyl on polyester			T7902, T7903, T7904
Standard Weave 3% ^{Δ□}	A	18% polyester/82% vinyl on polyester	3%	97%	T8202, T8203, T8204
		21% polyester/79% vinyl on polyester			T8205, T8207, T8208
		24% polyester/76% vinyl on polyester			T8201, T8206
Standard Weave 5% ^{Δ□}	A	16% polyester/84% vinyl on polyester	5%	95%	T8302, T8303, T8304
		21% polyester/79% vinyl on polyester			T8305, T8307, T8308
		24% polyester/76% vinyl on polyester			T8301, T8306
Standard Weave 10% ^{Δ□}	B	16% polyester/84% vinyl on polyester	10%	90%	T8402, T8403, T8404
		21% polyester/79% vinyl on polyester			T8405, T8407, T8408
		24% polyester/76% vinyl on polyester			T8401, T8406
Vanguard 1% ^{Δ□}	B	21% polyester/79% vinyl on polyester	1%	99%	T7912, T7913, T7914, T7917, T7918
		24% polyester/76% vinyl on polyester			T7909, T7911, T7915, T7916
		25% polyester/75% vinyl on polyester			T7910, T7919
Vanguard 3% ^{Δ□}	A	18% polyester/82% vinyl on polyester	3%	97%	T8210, T8219
		21% polyester/79% vinyl on polyester			T8212, T8213, T8214, T8217, T8218
		24% polyester/76% vinyl on polyester			T8209, T8211, T8215, T8216
Vanguard 5% ^{Δ□}	A	16% polyester/84% vinyl on polyester	5%	95%	T8310, T8319
		21% polyester/89% vinyl on polyester			T8312, T8313, T8314, T8317, T8318
		24% polyester/76% vinyl on polyester			T8309, T8311, T8315, T8316
Venture ^{Δ□}	B	16% polyester/84% vinyl on polyester	7%	93%	All

^ACoordinates with Graber® Solar Shades

[□]Oeko-Tex® Standard 100% Certified

[□]GREENGUARD Certified®

Light Control and Privacy

Sheer: Allows the most amount of light into the room for a minimum amount of privacy and a view to the outside. Objects in the room can be seen quite clearly through shades.

Light Filtering: Allows light to gently filter through and provides privacy. Images and shapes may be seen through these shades, but details are not visible. Deep fabric colors provide moderate light control, while light colors provide lower light control.

Room Darkening: Light is substantially blocked; vague shadows of objects or people may be visible; maximum room darkening is achieved with darker colors.

REMINDER: For inside mount there will be a light gap (3/8" (1.0 cm) for wand control; 1" (2.6 cm) for cord control) and a secondary treatment (curtains or draperies) is recommended to achieve complete privacy. Otherwise, an outside mount with overlap is recommended.

Pattern Alignment

Due to the pattern design of roller and solar fabrics and natural shade materials, exact alignment of the pattern across panels is not possible.

To ensure consistency of color and fabric and to avoid fabric lot variations, it is important to order all shades for one room at the same time.

GREENGUARD Indoor Air Quality Certified Fabrics

Many Graber fabrics have been certified by GREENGUARD Environmental Institute (GEI) to be low chemical and particle emitting fabrics providing a healthier indoor air quality. The process used for certification complies with established indoor air quality standards and is performed by a third party lab. Please see www.graberblinds.com for more information.

GREENGUARD Indoor Air Quality Certified is a registered trademark of the GREENGUARD Environmental Institute.



Features

Fabric Styles and Information: Roman Shade Fabric^A

Style Name	Price Group	Fabric Composition	Light Control	Privacy	Color to Street Side
Cristale	B	100% polyester with polyester backing	Light filtering	Moderate	Neutral
Regal	A	100% polyester with polyester backing	Light filtering	Moderate	Neutral
Versailles	B	100% polyester with polyester backing	Light filtering/ room darkening	Moderate/complete	Neutral

^ACoordinates with Graber® Fresco® Roman Shades.

NOTE: If ordering for use as a room divider: materials indicated as neutral or white under the color to street side column will be colored on one side and neutral or white on the other side.

Light Control and Privacy

Light Filtering: Allows light to gently filter through and provides privacy. Images and shapes may be seen through these shades, but details are not visible. Deep fabric colors provide moderate light control, while light colors provide lower light control.

Room Darkening: Light is substantially blocked; vague shadows of objects or people may be visible; maximum room darkening is achieved with darker colors.

REMINDER: For inside mount there will be a light gap (3/8" (1.0 cm) for wand control; 1" (2.6 cm) for cord control) and a secondary treatment (curtains or draperies) is recommended to achieve complete privacy. Otherwise, an outside mount with overlap is recommended.

Pattern Alignment

Due to the pattern design of Roman fabrics, exact alignment of the pattern across panels is not possible.

To ensure consistency of color and fabric and to avoid fabric dye lot variations, it is important to order all shades for one room at the same time.

Features

Nature's Beauty of Natural Shades

There is simply no substitute for the beauty of the materials used in natural shades. The colors and textures of bamboo, reeds, grasses, and jute have a distinct character and one-of-a-kind look that synthetic materials can't match.

Unique Characteristics of Natural Shades

Asymmetry

Materials used in natural shades are naturally grown and harvested. Variations in shape, thickness, texture, and grain are to be expected from Mother Nature. While adding personality, these variations create asymmetry in the weave that may alter the appearance of the finished shades. Specifically, you may notice:

- **Uneven Spacing or Gaps**—Differences in bamboo or reed shapes and thicknesses can create uneven spacing or gaps in the weave
- **Pattern Changes or Gaps**—The varying thickness of grassy materials, tied knots, and splices can create visual disruptions in the weave pattern or gaps in the weave
- **Length Differences**—Variations in thickness, bamboo joints, or reed sizes can create length differences from both sides of the shades
- **Bowing or Arching**—Different drying rates of bamboo fibers can create a bowing or arching effect on the finished shades

To minimize variations, all materials used are hand selected to comply with strict specifications. These variations are not considered flaws, but rather normal characteristics expected from naturally grown materials.

Color

Evolving with age, the color of bamboo, reeds, grasses, jute, and other natural materials will change slightly. Depending on material composition, they may lighten or darken due to direct sunlight or other climatic conditions. Uncolored or natural materials will experience the most color shift, changing from a green color at harvest to a yellow-brown color over three to six months. Color matching of shades cannot be guaranteed as these are natural reactions to aging.

With character, however, comes inherent natural properties that may influence the appearance of the finished shade. Recognizing and understanding the characteristic traits of natural materials provides more satisfaction and enjoyment once you know why each shade is truly unique!

Stretching/Sagging

The natural elasticity of yarns, combined with the weight of the woven material, may cause shades to stretch or sag from 1" (2.6 cm) to 1½" (3.9 cm), and sliding panels to stretch or sag from 1" (2.6 cm) to 2" (5.1 cm) after installation. This is particularly noticeable on inside mount shades or shades that extend from ceiling to floor. Ordering shades shorter than needed will help compensate for stretching over time. Adding edge banding not only gives your shades a truly personal touch, but also helps to control stretching.

Tips

During the shipping process, the natural material may have shifted slightly due to its woven construction, causing slight shortening or uneven edges.

Height—If after installation, the shades are slightly shorter than ordered, grasp the bottom of the shades and gently pull to stretch to the preferred height. Some materials will also stretch by themselves over time.

Uneven Edges—Lightly tap edge of the shades with a flat edge (for example, a ruler) until even.

Frayed Edges—If threads come loose near the edges, use a sharp scissors to trim off stray threads.

Light Control and Privacy

Sheer—Allows the most amount of light into the room for a minimum amount of privacy and a view to the outside. Objects in the room can be seen quite clearly through shades.

Light Filtering—Allows light to gently filter through and provides privacy. Images and shapes may be seen through these shades.

Natural shades may have variations and visual inconsistencies in color, weave, grain, and texture. They may also crack or split, twist or bow, shrink or stretch, and change color over time due to aging, direct sunlight, or other climatic conditions. These unique characteristics are inherent in natural materials and are not considered defects in material or workmanship. Exact color matches cannot be guaranteed.

Features

Panel Material Styles and Information: Natural Shade Material[§]

Style Name	Price Group	Material Composition	Light Control*
Amour	H	Bamboo reed	Light filtering
Azores	J	Wood	Light filtering
Beachfront	I	Bamboo reed	Sheer
Boardwalk	H	Bamboo reed, grass, jute	Sheer to light filtering
Chencun	F	Slit bamboo, bamboo reed	Sheer to light filtering
Escape	F	Bamboo reed	Light filtering
Inan	G	Slit bamboo, bamboo reed, jute rope	Sheer to light filtering
Lipo	E	Slit bamboo, bamboo reed, jute rope	Sheer to light filtering
Madeira	J	Bamboo reed	Light filtering
Majian	F	Bamboo reed	Sheer to light filtering
Majuro	H	Bamboo reed, jute	Light filtering
Meilin	I	Jute, jute braid, bamboo reed	Light filtering
Merino	J	Bamboo reed, jute, jute braid	Sheer to light filtering
Moniz	G	Bamboo reed, grass rope	Light filtering
Paralian	J	Bamboo, paper yarn	Light filtering
Revelry	E	Bamboo reed	Sheer to light filtering
Saterra	I	Jute	Sheer
Serenity	F	Bamboo reed	Light filtering
Terrestrial	I	Grass	Light filtering
Toushan II	F	Slit bamboo, bamboo reed	Light filtering
Yunnan	G	Slit bamboo, bamboo reed, grass rope	Light filtering
Zishan	I	Grass, bamboo reed	Light filtering

[§]Coordinates with Graber® Natural Shades

*Light control without liner. Addition of privacy or room-darkening liner improves light control. If ordering liner on a room divider, liner will be visible on one side.

NOTE: All fabrics have similar street side appearance.

Light Control and Privacy

Sheer: Allows the most amount of light into the room for a minimum amount of privacy and a view to the outside. Objects in the room can be seen quite clearly through shades.

Light Filtering: Allows light to gently filter through and provides privacy. Images and shapes may be seen through these shades, but details are not visible. Deep fabric colors provide moderate light control, while light colors provide lower light control.

Room Darkening: Light is substantially blocked; vague shadows of objects or people may be visible; maximum room darkening is achieved with darker colors.




REMINDER: For inside mount there will be a light gap (3/8" (1.0 cm) for wand control; 1" (2.6 cm) for cord control) and a secondary treatment (curtains or draperies) is recommended to achieve complete privacy. Otherwise, an outside mount with overlap is recommended.

Pattern Alignment

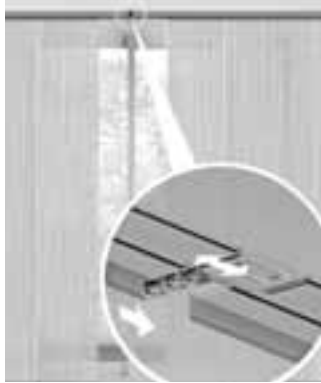
Due to the pattern design of roller and solar fabrics and natural shade materials, exact alignment of the pattern across panels is not possible.

To ensure consistency of color and material and to avoid material lot variations, it is important to order all shades for one room at the same time.



Size Considerations

Sliding Panels				
				
	Width		Height	
	Minimum* inches (cm)	Maximum inches (cm)	Minimum inches (cm)	Maximum inches (cm)
Single Stack	18 (45.8) 52 (132.1) spliced	192 (487.7)	20 (50.8)	108 (274.4) wand control 144 (365.8) cord control
Split Stack	36 (91.5) 60 (152.4) spliced	332 (843.3) 192 (487.7) to 332 (843.3) (spliced headrail)		

*For all inside mount applications— $\frac{3}{16}$ " (1.0 cm) deduction is taken on overall width.



Spliced Headrail (wand only)
(see spliced shades options section)

Depth Requirements for Inside Mount					
				Roller, Solar Fabric Fully Recessed with Valance	Natural Shade Material Fully Recessed with Valance
	Sliding Panels Headrail Dimensions inches (cm)	Minimum Depth Mount inches (cm)	Flush with Casing inches (cm)	Flush with Casing inches (cm)	Flush with Casing inches (cm)
2-Channel	$1\frac{1}{16}$ x $1\frac{1}{16}$ (1.8 x 3.4)	1 (2.6)	$1\frac{1}{16}$ (4.3)	$\frac{3}{16}$ (8.0)	$\frac{3}{16}$ (8.1)
3-Channel	$1\frac{1}{16}$ x 2 (1.8 x 5.1)	1 (2.6)	$2\frac{1}{8}$ (5.4)	$\frac{3}{16}$ (8.0)	$\frac{3}{16}$ (9.1)
4-Channel	$1\frac{1}{16}$ x $2\frac{3}{4}$ (1.8 x 7.0)	$1\frac{1}{4}$ (4.5)	$2\frac{3}{8}$ (7.0)	$\frac{3}{16}$ (9.1)	$\frac{1}{4}$ (10.5)
5-Channel	$1\frac{1}{16}$ x $3\frac{1}{2}$ (1.8 x 8.9)	$1\frac{3}{4}$ (4.5)	$\frac{3}{8}$ (8.9)	$\frac{4}{16}$ (10.7)	$\frac{1}{2}$ (12.1)

NOTE: For all headrails, height with panel attachment rail is $1\frac{1}{16}$ " (4.3 cm).

Options

Summary

The following is a list of options for sliding panels. Most options are available in all styles and colors. Limitations will be based on type. See detailed descriptions on the following pages.

Control Type Options—No Charge

- Wand control—standard
- Cord control—optional, no charge

Shade Options—No Charge

- Edge banding—natural shade material only
- Projection brackets
 - Long (adds up to 2½" (6.4 cm) extension from wall)
 - Optional for 2, 3, 4, and 5 track headrails
 - Medium (adds up to 1⅝" (4.2 cm) extension from wall)
 - Optional for 2 and 3 track headrails
 - Standard on 4 and 5 track headrails

Shade Options—Surcharge

- Privacy liner: natural shade material only
- Room-darkening liner: natural shade material only
- Spliced shades: shades over 192" (487.7 cm), first splice is no charge; wand control only
- Square-corner valance: roller, solar, or Roman fabric only
- Premiere valance: natural shade material only
 - 6" (15.3 cm) valance with horizontal material orientation, edge banding is optional (named self valance previously)
 - 6" (15.3 cm) valance with vertical material orientation, edge banding top and bottom mandatory
 - 9" (22.9 cm) valance with horizontal material orientation, edge banding is optional
 - 9" (22.9 cm) valance with vertical material orientation, edge banding top and bottom mandatory
 - 9" (22.9 cm) deco-trim valance, no vertical orientation, edge banding, or liner options
- Wood cornice and valances: see cornice and valance price list

Options

Wand Control



- No charge
- Standard

Control Length Chart		
Finished Blind Height inches (cm)	Wand Length inches (cm)	Cord Length inches (cm)
Up to 30 (76.2)	12 (30.5)	14 (35.6)
30 ¹ / ₁₆ to 48 (76.4 to 122.0)	24 (61.0)	26 (66.1)
48 ¹ / ₁₆ to 77 (122.1 to 195.6)	36 (91.5)	38 (96.6)
77 ¹ / ₁₆ to 92 (195.8 to 233.7)	48 (122.0)	50 (127.0)
92 ¹ / ₁₆ to 108 (233.9 to 274.4)	60 (152.4)	62 (157.5)

- Control length is the distance from the top of the track to the bottom of the wand or cord control
- Finished blind length over 108" (274.4 cm) available as cord control only
- Spliced headrail tracks are only available as wand control
- Wand is oriented to the front of the panel
- Split stack has a wand on each leading panel

Cord Control



- No charge
- Optional, no charge
- See control length chart above

Stack Options

- No charge
- Stack is the location of the panels when the shade is fully open
- Order selection based on stack right, left, or split



Split Stack



Stack Left



Stack Right

Options

Edge Banding: Natural Shades



- **No charge**
- Edge banding is required with natural shade material
- Not available with roller, solar, or Roman fabrics

1" (2.6 cm) Edge Banding	Color Number
Black	7000
Chocolate	7006
Cocoa	7001
Dark Beige	7005
Gray	7176
Light Sage	7173
Mink Gray	7174
Muslin	7172
Smoke	7175
Snow White	7170
Taupe	7008
Toffee	7002
Vanilla	7171

2" (5.1 cm) Edge Banding	Color Number
Black	1000
Chocolate	1005
Cocoa	1001
Dark Beige	1003
Gray	1176
Light Sage	1173
Mink Gray	1174
Muslin	1172
Serpentine Cocoa	3003
Serpentine Cosmos	3170
Serpentine Landscape	3171
Smoke	1175
Snow White	1170
Taupe	1007
Toffee	1002
Trellis Basalt	3172
Trellis Dune	3173
Vanilla	1171

Liners: Natural Shades

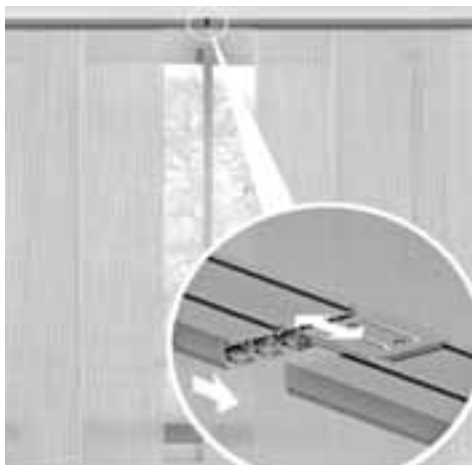


- **For surcharge, see price charts**
- Available on natural shade materials only
- All liner colors are neutral facing the street
- Liners are 100% polyester

Colors	Privacy Color Number	Room-Darkening Color Number
Cocoa	2297	6297
Sand	2701	6701
Seal	2012	6012
Snow White	2909	6909
Taupe	2659	6659

Options

Spliced Shades



- **For surcharge, see options pricing**
- Shades over 192" (487.7 cm), first splice is at no charge
- Excellent option for homes or apartments where narrow hallways, elevators, or stairwells make it difficult to move wide shades
- Available with wand control only
- Headrail sections will require assembly at installation
- Single stack shade available up to 192" (487.7 cm) wide; shade operates as one unit after headrail sections are assembled together; maximum number of headrail sections: 3 (2 splices)
- Split stack shade available up to 332" (843.3 cm) wide; maximum number of headrail sections when greater than 192" (487.7 cm): 6 (5 splices)
- 4- and 5-track headrails only

NOTE: Must specify spliced shades at time of order.

Replacement Panel Information



- **For pricing, see replacement panel price charts**
- Replacement panels may be ordered to replace damaged panels or to update panels to match new décor
- Each panel is priced individually based on panel width and shade height
- When ordering, specify
 - Fabric or material style, color name, and color number
 - Finished panel width (width at top of panel)
 - Overall shade height (height of shade including headrail)
 - Number of panels needed

NOTE: Due to dye lot variations and color aging, exact color match to the original order is not guaranteed.

Replacement Headrail Information

- **For surcharge, see options pricing**
- Valances not included with replacement headrail; must be ordered separately
- Installation hardware is included

Specify the following when ordering:

- Finished shade width and installation (inside or outside mount)
- Number of tracks
- Stack option (right, left, split)
- Control option (wand or cord control)
- Cord control location (left or right)
- Headrail color (Gray or Bronze)
- Projection brackets (if desired)

Replacement Valance

A valance only option is available. Orders for roller, solar, and Roman fabrics will receive the square-corner valance; orders for natural shade materials will receive the premiere valance. See options pricing for price.

Options

Roller, Solar, and Roman Square-Corner Valance




- **For surcharge, see price charts**
- A square-corner vinyl, channel panel valance is available as a surcharge option for roller, solar, and Roman fabric shades
- The square-corner valance includes two returns
- Special valance return lengths are available from 1" (2.6 cm) to 6" (15.3 cm)
- Inside mount shades do **not** include returns unless specifically requested at time of order entry
- A single valance is available up to 192" (487.7 cm) in width; valance insert from 63" (160.1 cm) to 72" (182.9 cm) will be spliced in two or three places
- Not available with natural shade materials

Valance: Premiere Natural Shades Sliding Panels and Premiere Valance Only



Shown with Option A



Option A

Option B

Option C: Deco-Trim Designs

Seascape



Design scaled to width of shade.

Dentil



Design repeated with width of shade.

Cathedral



Design repeated with width of shade.

Horizon



Design scaled to width of shade.

- **For surcharge, see price charts**
- Natural shade material is mounted to a North American hardwood frame with mitered corner returns that attach separately; valance upgrade option provides stable returns and a clean, uniform appearance
- Valance can be ordered for use alone or to complement other window treatments
- Valance includes mounting brackets (standard, ceiling, or projection brackets)
- Valance returns are available on all options
 - Valance returns are standard on outside mount natural shades premiere valance based on headrail depth
 - Special valance return widths available for outside mounts from 1½" (3.9 cm) to 8" (20.4 cm) or inside mounts from 1½" (3.9 cm) to 3" (7.7 cm)
 - Special return height sizes are not available
 - Horizontal valance returns are not edge banded
- Valances over maximum material width will be spliced
- Fabric edge banding is available on 6" (15.3 cm) or 9" (22.9 cm) horizontally or vertically oriented material; not available on deco-trim valance
- Not available with roller, solar, and Roman fabrics

Options:

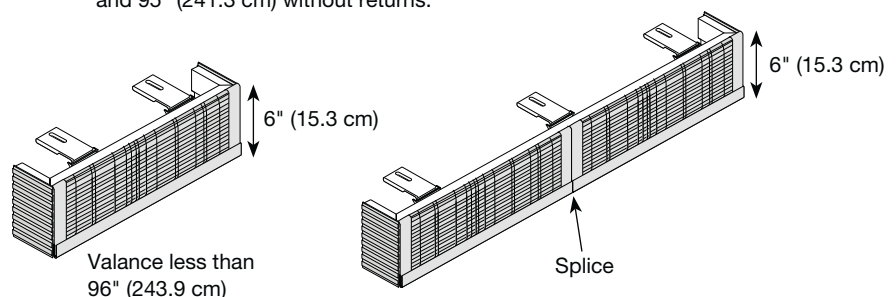
A: 6" (15.3 cm) or 9" (22.9 cm) valance with horizontal material orientation, edge banding is optional.

B: 6" (15.3 cm) or 9" (22.9 cm) valance with vertical material orientation, edge banding top and bottom mandatory.

C: 9" (22.9 cm) deco-trim valance; no vertical orientation option (must select accent gimp).

D: Wood cornice: see cornices and valances price list.

NOTE: Horizontally oriented valances over 96" (243.9 cm) will be spliced in one to three places and will not align with shade panels. Vertically oriented material will be one continuous piece. Hardwood frame will be spliced at 94" (238.8 cm) with returns and 95" (241.3 cm) without returns.



General Information

Use this chart to determine the number of tracks to order for single stack.

Minimum Depth Requirement: 2 or 3 tracks = 1" (2.6 cm); 4 or 5 tracks = 1¾" (4.5 cm)

Inside Mount: Match the width measurement of the window with the finished shade width range column. Inside mount shades made with more tracks have a larger clear window opening. Shades with fewer tracks may cover the window more. Select the number of tracks based on the measurements in the chart below.

Outside Mount: To determine width measurement and to select number of tracks, find clear opening measurement in the chart. Select number of desired tracks. The shade width will be the clear window opening, plus stack width, and privacy overlap. The shade width will vary with the number of tracks selected.

NOTE: For maximum clear opening, see "How to Measure for Uncovered or Clear Window Opening". To determine panel configurations, see single stack shade chart under panel configurations.

Track Selection: Right or Left Single Stack

Single Stack Right or Left								
Clear Opening up to inches (cm)	5 Tracks		4 Tracks		3 Tracks		2 Tracks	
	5 Panels		4 Panels		3 Panels		2 Panels	
	Shade Width Range inches (cm)	Panel Width Range inches (cm)	Shade Width Range inches (cm)	Panel Width Range inches (cm)	Shade Width Range inches (cm)	Panel Width Range inches (cm)	Shade Width Range inches (cm)	Panel Width Range inches (cm)
7½-9 (18.8-22.9)							18-22½ (45.8-56.2)	10½-13½ (27.0-33.4)
12 (30.5)								
16 (40.7)							18-21½ (45.8-55.6)	9¼-9¾ (23.5-25.1)
19 (48.3)	24-27½ (61.0-70.2)	8-8½ (20.4-22.0)	25½-29¼ (64.5-74.3)	9½-10¼ (23.8-26.0)	28-32½ (71.2-82.3)	12-13½ (30.5-34.0)	22¼-27½ (56.6-70.9)	13½-15½ (33.4-40.4)
22 (55.9)	27¼-31½ (70.5-79.7)	8¾-9½ (22.3-23.9)	29½-33¼ (74.7-84.5)	10½-11¼ (26.4-28.6)	32½-36½ (82.6-93.7)	13½-14½ (34.3-37.8)	28-35½ (71.2-91.2)	16-19½ (40.7-50.5)
25 (63.5)	31½-35½ (80.1-89.3)	9½-10½ (24.2-25.8)	33½-37¼ (84.8-94.7)	11½-12¼ (28.9-31.1)	37-41½ (94.0-105.1)	15-16½ (38.1-41.6)	36-41½ (91.5-106.4)	20-22½ (50.8-58.2)
28 (71.2)	35¼-38¾ (89.6-98.8)	10¼-10½ (26.1-27.7)	37¾-41¼ (95.0-104.8)	12½-13¼ (31.4-33.7)	41½-45½ (105.5-116.6)	16½-17½ (42.0-45.5)	42-47½ (106.7-121.7)	23-25½ (58.5-65.8)
31 (78.8)	39-42½ (99.1-108.3)	11-11½ (28.0-29.6)	41¾-45¼ (105.1-115.0)	13½-14¼ (28.9-36.2)	46-50½ (116.9-128.0)	18-19½ (45.8-49.3)	54-59½ (137.2-152.1)	29-31½ (73.7-81.0)
34 (86.4)	42¼-46½ (108.6-117.8)	11¼-12¼ (29.9-31.5)	45¾-49¼ (115.3-125.1)	14½-15¼ (36.5-38.7)	50½-54½ (128.3-139.4)	19½-20½ (49.6-53.1)	60-65½ (152.4-167.4)	32-34½ (81.3-88.6)
37 (94.0)	46½-50½ (118.2-127.4)	12¼-13¼ (31.8-33.4)	49¾-53¼ (125.5-135.3)	15½-16¼ (39.1-41.3)	55-59½ (139.7-150.9)	21-22½ (53.4-56.9)	66-71½ (167.7-182.6)	35-37½ (88.9-96.3)
40 (101.6)	50¼-53¾ (127.7-136.9)	13¼-13¾ (33.7-35.3)	53¾-57¼ (135.6-145.5)	16½-17¼ (41.6-43.8)	59½-63½ (151.2-162.3)	22½-23½ (57.2-60.7)	72-77½ (182.9-197.9)	38-40½ (96.6-103.9)
43 (109.3)	54-57½ (137.2-146.4)	14-14½ (35.6-37.2)	57¾-61¼ (145.8-155.6)	17½-18¼ (44.1-46.4)	64-68½ (162.6-173.7)	24-25½ (61.0-64.5)	78-83½ (198.2-213.1)	41-43½ (104.2-111.5)
46 (116.9)	57¼-61½ (146.7-155.9)	14¾-15½ (37.5-39.1)	61¾-65¼ (155.9-165.8)	18½-19¼ (46.7-48.9)	68½-72½ (174.0-185.2)	25½-26½ (64.8-68.3)	84-89½ (213.4-228.3)	44-46½ (111.8-119.1)
49 (124.5)	61½-65½ (156.3-165.5)	15½-16½ (39.4-41.0)	65¾-69¼ (166.1-175.9)	19½-20¼ (49.2-51.4)	73-77½ (185.5-196.6)	27-28½ (68.6-72.1)	90-91½ (228.6-233.4)	47-47½ (119.4-121.7)
52 (132.1)	65¼-68¾ (165.8-175.0)	16¼-16½ (41.3-42.9)	69¾-73¼ (176.3-186.1)	20½-21¼ (51.8-54.0)	77½-81½ (196.9-208.0)	28½-29½ (72.4-75.9)	92 (233.7)	48 (122.0)
55 (139.7)	69-72½ (175.3-184.5)	17-17½ (43.2-44.8)	73¾-77¼ (186.4-196.3)	21½-22¼ (54.3-56.5)	82-86½ (208.3-219.4)	30-31½ (76.2-79.7)		
58 (147.4)	72¾-76½ (184.8-194.0)	17½-18½ (45.1-46.7)	77¾-81¼ (196.6-206.4)	22½-23¼ (56.8-59.1)	86½-90½ (219.8-230.9)	31½-32½ (80.0-83.5)		
61 (155.0)	76½-80½ (194.4-203.6)	18½-19½ (47.0-48.6)	81¾-85¼ (206.7-216.6)	23½-24¼ (59.4-61.6)	91-95½ (231.2-242.3)	33-34½ (83.8-87.4)		
64 (162.6)	80¼-83¾ (203.9-213.1)	19¼-19½ (48.9-50.5)	85¾-89¼ (216.9-226.7)	24½-25¼ (62.0-64.1)	95½-99½ (242.6-253.7)	34½-35½ (87.7-91.1)		
67 (170.2)	84-87½ (213.4-222.6)	20-20½ (50.8-52.4)	89¾-93¼ (227.1-236.9)	25½-26¼ (64.5-66.7)	100-104½ (254.0-265.2)	36-37½ (91.5-94.9)		
70 (177.8)	87¼-91½ (222.9-232.1)	20¾-21½ (52.8-54.3)	93¾-97¼ (237.2-247.1)	26½-27¼ (67.0-69.2)	104½-108½ (265.5-276.6)	37½-38½ (95.3-98.7)		
73 (185.5)	91½-95½ (232.5-241.7)	21½-22½ (54.7-56.2)	97¾-101¼ (247.4-257.2)	27½-28¼ (69.6-71.8)	109-113½ (276.9-288.0)	39-40½ (99.1-102.6)		
76 (193.1)	95¼-98¾ (242.0-251.2)	22½-22¾ (56.6-58.2)	101¾-105¼ (257.5-267.4)	28½-29¼ (72.1-74.3)	113½-117½ (288.3-299.5)	40½-41½ (102.9-106.4)		
79 (200.7)	99-102½ (251.5-260.7)	23-23½ (58.5-60.1)	105¾-109¼ (267.7-277.5)	29½-30¼ (74.6-76.8)	118-122½ (299.8-310.9)	42-43½ (106.7-110.2)		
82 (208.3)	102¼-106½ (261.0-270.2)	23¾-24½ (60.4-62.0)	109¾-113¼ (277.9-287.7)	30½-31¼ (77.2-79.4)	122½-126½ (311.2-322.3)	43½-44½ (110.5-114.0)		
85 (215.9)	106½-110½ (270.6-279.8)	24¼-25½ (62.3-63.9)	113¾-117¼ (288.0-297.9)	31½-32¼ (79.7-82.0)	127-131½ (322.6-333.7)	45-46½ (114.3-117.8)		
87 (221.0)	110¼-113¾ (280.1-289.3)	25¼-25½ (64.1-65.8)	117¾-121¼ (298.2-308.0)	32½-33¼ (82.3-84.5)	131½-135½ (334.1-345.2)	46½-47½ (118.1-121.6)		
91 (231.2)	114-117½ (289.6-298.8)	26-26½ (66.1-67.7)	121¾-125¼ (308.3-318.2)	33¾-34¼ (84.8-87.0)	136 (345.5)	48 (122.0)		
94 (238.8)	117¾-121½ (299.1-308.3)	26¾-27½ (68.0-69.6)	125¾-129¼ (318.5-328.3)	34¾-35¼ (87.4-89.6)				
97 (246.4)	121½-125½ (308.7-317.9)	27½-28½ (69.9-71.5)	129¾-133¼ (328.7-338.5)	35¾-36¼ (89.9-92.1)				
100 (254.0)	125¼-128¾ (318.2-327.4)	28½-28¾ (71.8-73.4)	133¾-137¼ (338.8-348.7)	36¾-37¼ (92.4-94.6)				
103 (261.7)	129-132½ (327.7-336.9)	29-29½ (73.7-75.3)	137¾-141¼ (349.0-358.8)	37¾-38¼ (94.9-97.2)				
106 (269.3)	132¼-136½ (337.2-346.4)	29¾-30½ (75.6-77.2)	141¾-145¼ (359.1-369.0)	38¾-39¼ (97.5-99.7)				
109 (276.9)	136½-140½ (346.8-356.0)	30¾-31½ (77.5-79.1)	145¾-149¼ (369.3-379.1)	39¾-40¼ (100.0-102.3)				
112 (284.5)	140¼-143¾ (356.3-365.5)	31¼-31½ (79.4-81.0)	149¾-153¼ (379.5-389.3)	40¾-41¼ (102.6-104.8)				
115 (292.1)	144-147½ (365.8-375.0)	32-32½ (81.3-82.9)	153¾-157¼ (389.6-399.5)	41¾-42¼ (105.1-107.4)				
118 (299.8)	147¾-151½ (375.3-384.5)	32¾-33½ (83.2-84.8)	157¾-161¼ (399.8-409.6)	42¾-43¼ (107.7-109.9)				
121 (307.4)	151½-155½ (384.9-394.1)	33½-34½ (85.1-86.7)	161¾-165¼ (409.9-419.8)	43¾-44¼ (110.2-112.4)				
124 (315.0)	155¼-158¾ (394.4-403.6)	34¼-34½ (87.0-88.6)	165¾-169¼ (420.1-429.9)	44¾-45¼ (112.7-114.9)				
127 (322.6)	159-162½ (403.9-413.1)	35-35½ (88.9-90.5)	169¾-173¼ (430.3-440.1)	45¾-46¼ (115.3-117.5)				
130 (330.2)	162¼-166½ (413.4-422.6)	35¾-36½ (90.9-92.4)	173¾-177¼ (440.4-451.5)	46¾-47¼ (117.8-120.0)				
133 (337.9)	166½-170½ (423.0-432.2)	36¾-37½ (92.8-94.3)	177¾-180 (451.9-457.2)	47¾-48 (120.4-122.0)				
136 (345.5)	170¼-173¾ (432.5-441.7)	37¼-37½ (94.7-96.3)						
139 (353.1)	174-177½ (442.0-451.2)	38-38½ (96.6-98.2)						
142 (360.7)	177¾-181½ (451.5-460.7)	38¾-39½ (98.5-100.1)						
145 (368.3)	181½-185½ (461.1-470.3)	39½-40½ (100.4-102.0)						
148 (376.0)	185¼-188¾ (470.6-479.8)	40¼-40¾ (102.3-103.9)						
151 (383.6)	189-192 (480.1-487.7)	41-41¼ (104.2-106.1)						

General Information

Use this chart to determine the number of tracks to order for split stack.

Minimum Depth Requirement: 2 or 3 tracks = 1" (2.6 cm); 4 or 5 tracks = 1¾" (4.5 cm)

Inside Mount: Select the number of tracks based on the measurements in the chart below. Match the width measurement of the window with the finished shade width range column. Inside mount shades made with more tracks have a larger clear window opening. Shades with fewer tracks may cover the window more.

Outside Mount: To determine width measurement and to select number of tracks, find clear opening measurement in the chart. Select number of desired tracks. The finished shade width will be the clear window opening plus the stack width. The shade width will vary with the number of tracks selected.

NOTE: For maximum clear opening, see "How to Measure for Uncovered or Clear Window Opening". To determine panel configurations, see split stack shade chart under panel configurations.

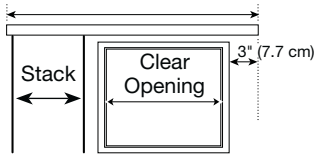
Track Selection: Split Stack

Split Stack, Even Number of Panels Each Side						
Clear Opening up to inches (cm)	5 Tracks		4 Tracks		2 Tracks	
	8 Panels, 4 Each Side		6 Panels, 3 Each Side		4 Panels, 2 Each Side	
	Shade Width Range inches (cm)	Panel Width Range inches (cm)	Shade Width Range inches (cm)	Panel Width Range inches (cm)	Shade Width Range inches (cm)	Panel Width Range inches (cm)
12-16 (30.5-40.7)					36-43¾ (91.5-111.5)	12-13¾ (30.5-35.3)
20 (50.8)			36-39¾ (91.5-101.3)	9¾-9¾ (23.9-25.1)	44-51¾ (111.8-131.8)	14-15¾ (35.6-40.4)
25 (63.5)	36-42¾ (91.5-108.3)	8-8¾ (20.4-22.3)	40-47¾ (101.6-120.4)	10-11¾ (25.4-28.9)	52-61¾ (132.1-157.2)	16-18¾ (40.7-46.7)
30 (76.2)	42¾-49¾ (108.6-125.5)	8¾-9¾ (22.6-24.5)	47¾-54¾ (120.7-139.4)	11¾-12¾ (28.6-31.5)	62-71¾ (157.5-182.6)	18½-20¾ (47.0-53.1)
35 (88.9)	49¾-56 (125.8-142.3)	9¾-10¾ (24.9-26.7)	55-62¾ (139.7-158.5)	12½-13¾ (31.8-34.7)	72-81¾ (182.9-208.0)	21-23¾ (53.4-59.4)
40 (101.6)	56¾-62¾ (142.6-159.1)	10¾-11¾ (27.0-28.6)	62¾-69¾ (158.8-177.5)	13¾-14¾ (35.0-37.8)	82-91¾ (208.3-233.4)	23½-25¾ (59.7-65.8)
45 (114.3)	62¾-69¾ (159.4-176.3)	11¾-12¾ (28.9-30.8)	70-77¾ (177.8-196.6)	15-16¾ (38.1-41.0)	92-101¾ (233.7-258.8)	26-28¾ (66.1-72.1)
50 (127.0)	69¾-75¾ (176.6-192.8)	12¾-12¾ (31.2-32.8)	77¾-84¾ (196.9-215.6)	16¾-17¾ (41.3-44.2)	102-111¾ (259.1-284.2)	28½-30¾ (72.4-78.5)
55 (139.7)	76-82¾ (193.1-209.9)	13-13¾ (33.1-35.0)	85-92¾ (215.9-234.7)	17½-18¾ (44.5-47.4)	112-121¾ (284.5-309.6)	31-33¾ (78.8-84.8)
60 (152.4)	82¾-89¾ (210.2-227.1)	13¾-14¾ (35.3-37.2)	92¾-99¾ (235.0-253.7)	18¾-19¾ (47.7-50.5)	122-131¾ (309.9-335.0)	33½-35¾ (85.1-91.2)
65 (165.1)	89¾-96 (227.4-243.9)	14¾-15¾ (37.5-39.4)	100-107¾ (254.0-272.8)	20-21¾ (50.8-53.7)	132-141¾ (335.3-360.4)	36-38¾ (91.5-97.5)
70 (177.8)	96¾-102¾ (244.2-260.7)	15¾-16¾ (39.7-41.3)	107¾-114¾ (273.1-291.8)	21¾-22¾ (54.0-56.9)	142-151¾ (360.7-385.8)	38½-40¾ (97.8-103.9)
75 (190.5)	102¾-109¾ (261.0-277.9)	16¾-17¾ (41.6-43.5)	115-122¾ (292.1-310.9)	22½-23¾ (57.2-60.1)	152-161¾ (386.1-411.2)	41-43¾ (104.2-110.2)
80 (203.2)	109¾-115¾ (278.2-294.4)	17¾-17¾ (43.9-45.5)	122¾-129¾ (311.2-329.9)	23¾-24¾ (60.4-63.2)	162-171¾ (411.5-436.6)	43½-45¾ (110.5-116.6)
85 (215.9)	116-122¾ (294.7-311.5)	18-18¾ (45.8-47.7)	130-137¾ (330.2-349.0)	25-26¾ (63.5-66.4)	172-181¾ (436.9-462.0)	46-48¾ (116.9-122.9)
90 (228.6)	122¾-129¾ (311.8-328.3)	18¾-19¾ (48.0-49.9)	137¾-144¾ (349.3-368.0)	26¾-27¾ (66.7-69.6)		
95 (241.3)	129¾-135¾ (328.7-345.2)	19¾-20¾ (50.2-51.8)	145-152¾ (368.3-387.1)	27½-28¾ (69.9-72.8)		
100 (254.0)	136-142¾ (345.5-362.3)	20¾-21¾ (52.1-54.0)	152½-159¾ (387.4-406.1)	28¾-29¾ (73.1-75.9)		
105 (266.7)	142¾-149¾ (362.6-379.1)	21¾-22¾ (54.3-56.2)	160-167¾ (406.4-425.2)	30-31¾ (76.2-79.1)		
110 (279.4)	149¾-155¾ (379.5-396.0)	22¾-22¾ (56.6-58.2)	167½-174¾ (425.5-444.2)	31¾-32¾ (79.4-82.3)		
115 (292.1)	156-162¾ (396.3-413.1)	23-23¾ (58.5-60.4)	175-182¾ (444.5-463.3)	32½-33¾ (82.6-85.5)		
120 (304.8)	162¾-169¾ (413.4-429.9)	23¾-24¾ (60.7-62.6)	182½-189¾ (463.6-482.3)	33¾-34¾ (85.8-88.6)		
125 (317.5)	169¾-175¾ (430.3-446.8)	24¾-25¾ (62.9-64.5)	190-197¾ (482.6-501.4)	35-36¾ (88.9-91.8)		
130 (330.2)	176-182¾ (447.1-463.9)	25¾-26¾ (64.8-66.7)	197½-204¾ (501.7-520.4)	36¾-37¾ (92.1-95.0)		
135 (342.9)	182¾-189¾ (464.2-480.7)	26¾-27¾ (67.0-68.9)	205-212¾ (520.7-539.5)	37½-38¾ (95.3-98.2)		
140 (355.6)	189¾-195¾ (481.1-497.6)	27¾-27¾ (69.3-70.9)	212½-219¾ (539.8-558.5)	38¾-39¾ (98.5-101.3)		
145 (368.3)	196-202¾ (497.9-514.7)	28-28¾ (71.2-73.1)	220-227¾ (558.8-577.6)	40-41¾ (101.6-104.5)		
150 (381.0)	202¾-209¾ (515.0-531.5)	28¾-29¾ (73.4-75.3)	227½-234¾ (577.9-596.6)	41¾-42¾ (104.8-107.7)		
155 (393.7)	209¾-215¾ (531.9-548.4)	29¾-30¾ (75.6-77.2)	235-242¾ (596.9-615.7)	42½-43¾ (108.0-110.9)		
160 (406.4)	216-222¾ (548.7-565.5)	30¾-31¾ (77.5-79.4)	242½-249¾ (616.0-634.7)	43¾-44¾ (111.2-114.0)		
165 (419.1)	222¾-229¾ (565.8-582.3)	31¾-32¾ (79.7-81.6)	250-257¾ (635.0-653.8)	45-46¾ (114.3-117.2)		
170 (431.8)	229¾-235¾ (582.7-599.2)	32¾-32¾ (82.0-83.6)	257½-264¾ (654.1-672.8)	46¾-47¾ (117.5-120.4)		
175 (444.5)	236-242¾ (599.5-616.3)	33-33¾ (83.9-85.8)	265-272¾ (673.1-691.9)	47½-48¾ (120.7-123.6)		
180 (457.2)	242¾-249¾ (616.6-633.1)	33¾-34¾ (86.1-88.0)				
185 (469.9)	249¾-255¾ (633.4-649.9)	34¾-35¾ (88.3-89.9)				
190 (482.6)	256-262¾ (650.2-667.1)	35¾-36¾ (90.2-92.1)				
195 (495.3)	262¾-269¾ (667.4-683.9)	36¾-37¾ (92.4-94.3)				
200 (508.0)	269¾-275¾ (684.2-700.7)	37¾-37¾ (94.6-96.2)				
205 (520.7)	276-282¾ (701.0-717.9)	38-38¾ (96.6-98.4)				
210 (533.4)	282¾-289¾ (718.2-734.7)	38¾-39¾ (98.7-100.6)				
215 (546.1)	289¾-295¾ (735.0-751.5)	39¾-40¾ (101.0-102.6)				
220 (558.8)	296-302¾ (751.8-768.7)	40¾-41¾ (102.9-104.8)				
225 (571.5)	302¾-309¾ (769.0-785.5)	41¾-42¾ (105.1-107.0)				
230 (584.2)	309¾-315¾ (785.8-802.3)	42¾-42¾ (107.4-108.9)				
235 (596.9)	316-322¾ (802.6-819.6)	43-43¾ (109.2-111.1)				
240 (609.6)	322¾-329¾ (819.8-836.3)	43¾-44¾ (111.5-113.3)				
242 (614.7)	329¾-332 (836.6-843.3)	44¾-45 (113.7-114.3)				

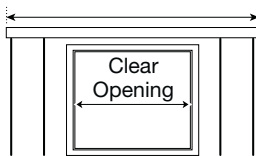
General Information

How to Measure for Uncovered or Clear Window Opening

Single Stack Left Shown
Finished shade width for total clear opening



Split Stack
(recommended for balanced appearance)
Finished shade width for total clear opening



1. Measure desired clear window opening. For additional privacy and light control, add 3" (7.7 cm) to the clear window opening measurement.
2. Match this measurement with the clear opening measurement in the track selection charts. Select the number of desired tracks. The finished shade width will be the clear window opening, 3" (7.7 cm) privacy overlap, and the panel width.
3. Order this size headrail.
4. Example: single stack
 - a. If determined width for clear opening window view is 57" (144.8 cm) including the 3" (7.7 cm) privacy overlap, the finished shade width using 4 tracks is about 80" (203.2 cm). Order an 80" (203.2 cm) width headrail.

Panel Configurations

Single Stack Shade

Single stack shades may be ordered to stack left or right. The diagrams below depict a single stack left shade. The configuration is the reverse for a single stack right shade. The white panels indicate the lead panel. Headrail is not reversible. Panel overlap is always 4" (10.2 cm).

Shade Width inches (cm)	Number of Tracks on Headrail	Number of Panels	Panel Configuration of Headrail (view from top of headrail)
18 to 92 (45.8 to 233.7)	2	2	Closed shade; front facing room (left-stack)
18 to 136 (45.8 to 345.5)	3	3	Closed shade; front facing room (left-stack)
20 to 180 (50.8 to 457.2)	4	4	Closed shade; front facing room (left-stack)
24 to 192 (61.0 to 487.7)	5	5	Closed shade; front facing room (left-stack)

Split Stack

The white panels indicate the lead panels and where the split will occur. Headrail is not reversible. Panel overlap is always 4" (10.2 cm).

Shade Width inches (cm)	Number of Tracks on Headrail	Number of Panels	Panel Configuration of Headrail (view from top of headrail)
36 to 118 (91.5 to 299.8)	2	4	Closed shade; front facing room
36 to 272% (91.5 to 691.9)	4	6	Closed shade; front facing room
36 to 332 (91.5 to 843.3)	5	8	Closed shade; front facing room

General Information

Sliding Panel: Roller, Solar, and Roman Fabrics Product Detail

Projection Brackets

- Standard on outside or wall mounts
- Used with standard mounting clips

Hidden Standard Mounting Clips

- Used for inside or ceiling mounts
- Used with projection brackets for wall mounts

Panel Attachment

- Reduces light gap and securely holds heavy fabrics

Wand Control

- Standard (always on lead panel)

Aluminum Track System

- Durable and rust resistant
- Precision roller system (in headrail)
- Quiet and smooth traversing of panels

Aluminum Hem Bar

- Provides panel stability and a finished look

Square-Corner Valance

- Optional with surcharge

Safety Cord Guide

Cord Control

- Optional at no charge
- Select right or left control

NOTE: Panel overlap is always 4" (10.2 cm). Illustrations depict a single stack right shade. Configuration is reverse for a single stack left shade. Headrail is not reversible.

General Information

Sliding Panel: Natural Shade Materials Product Detail

Projection Brackets

- Standard on outside or wall mounts
- Used with standard mounting clips

Hidden Standard Mounting Clips

- Used for inside or ceiling mounts
- Used with projection brackets for wall mounts

Panel Attachment

- Reduces light gap and securely holds heavy materials

Wand Control

- Standard (always on lead panel)

Aluminum Track System

- Durable and rust resistant
- Precision roller system (in headrail)
- Quiet and smooth traversing of panels

Edge Banding

- Protects edges of natural shade material

Valance Clips

Premiere Valance

- Optional with surcharge

Safety Cord Guide

Cord Control

- Optional at no charge
- Select right or left control

NOTE: Panel overlap is always 4" (10.2 cm). Illustrations depict a single stack right shade. Configuration is reverse for a single stack left shade. Headrail is not reversible.

Price Charts

Price Group A: Roller Shade Fabric*: Cambridge LF, Capri, Essential
Solar Shade Fabric^A: Standard Weave 3%, Standard Weave 5%,
Vanguard 3%, Vanguard 5%
Roman Shade Fabric[†]: Regal

Height up to inches (cm)	Width up to inches (cm) →																											
48 (122.0) 60 (152.4) 72 (182.9) 84 (213.4) 96 (243.9) 108 (274.4) 120 (304.8) 132 (335.3) 144 (365.8)	48 (122.0)	60 (152.4)	72 (182.9)	78 (198.2)	84 (213.4)	96 (243.9)	108 (274.4)	120 (304.8)	132 (335.3)	144 (365.8)	156 (396.3)	168 (426.8)	180 (457.2)	192 (487.7)	202 (513.1)	212 (538.5)	222 (563.9)	232 (589.3)	242 (614.7)	252 (640.1)	262 (665.5)	272 (690.9)	282 (716.3)	292 (741.7)	302 (767.1)	312 (792.5)	322 (817.9)	332 (843.3)
36 (91.5)	\$535	619	685	714	827	844	904	1147	1214	1262	1336	1397	1487	1502	1594	1685	1776	1866	1958	2049	2140	2232	2323	2412	2505	2595	2687	2777
48 (122.0)	574	670	744	776	896	913	994	1246	1322	1379	1455	1529	1628	1647	1749	1853	1955	2058	2161	2263	2366	2470	2573	2677	2778	2882	2986	3088
60 (152.4)	609	719	802	840	974	991	1082	1340	1433	1495	1572	1655	1773	1792	1900	2008	2116	2223	2330	2438	2546	2653	2761	2869	2977	3084	3192	3299
72 (182.9)	645	766	862	907	1043	1063	1167	1440	1543	1611	1691	1788	1921	1936	2051	2167	2284	2399	2515	2631	2747	2863	2980	3095	3210	3327	3442	3558
84 (213.4)	685	818	920	972	1121	1138	1257	1534	1652	1732	1808	1916	2067	2081	2204	2328	2453	2577	2700	2826	2950	3074	3197	3322	3445	3571	3695	3818
96 (243.9)	719	868	979	1034	1192	1213	1347	1632	1758	1846	1925	2044	2208	2226	2355	2484	2613	2742	2872	3000	3129	3258	3388	3515	3644	3775	3902	4032
108 (274.4)	756	913	1042	1099	1269	1285	1437	1732	1869	1965	2044	2171	2355	2367	2506	2643	2781	2917	3054	3192	3329	3466	3602	3741	3878	4014	4152	4290
120 (304.8)	790	961	1098	1164	1340	1358	1526	1828	1977	2081	2166	2305	2498	2515														
132 (335.3)	831	1012	1159	1231	1417	1437	1611	1925	2088	2199	2284	2432	2644	2663														
144 (365.8)	868	1058	1215	1295	1488	1506	1701	2023	2196	2316	2402	2558	2791	2805														
Add Surcharge to Shade Price																												
Square-Corner Valance	\$94	102	106	111	113	123	129	132	133	136	139	140	143	146	154	162	170	178	186	194	202	210	218	226	234	242	250	258

Colors

Roller Shade Fabric* Cambridge LF	Solar Shade Fabric ^A		Roman Shade Fabric [†] Regal
	Standard Weave 3%	Vanguard 3%	
Clay T1107	Café Doppio T8207	Authentic T8209	Black T3216
Cocoa Bean T1115	Calcite T8201	Chrome T8215	Snow White T3210
Inkwell T1105	Chiseled T8208	Cortina T8210	Vanilla T3211
Ivory T1103	Daikon T8202	Dew T8214	
Misty T1114	Infallible T8203	Elusive T8212	
Off White T1102	Once T8204	Gentle Beige T8211	
White T1101	Polished T8206	Homage T8217	
Capri	Veranda T8205	Macedonia T8213	
Chateau T1233	Standard Weave 5%	Obsidian T8219	
Lanai T1231	Café Doppio T8307	Peloton T8218	
Pewter T1234	Calcite T8301	Pendulum T8216	
Essential	Chiseled T8308	Vanguard 5%	
Beige T0016	Daikon T8302	Authentic T8309	
Black T0039	Infallible T8303	Chrome T8315	
Canyon T0015	Once T8304	Cortina T8310	
Classic White T0011	Polished T8306	Dew T8314	
Ivory T0033	Veranda T8305	Elusive T8312	
Smokey T0055		Gentle Beige T8311	
Stone T0017		Homage T8317	
Taupe T0044		Macedonia T8313	
		Obsidian T8319	
		Peloton T8318	
		Pendulum T8316	

*Coordinates with LightWeaves® Roller Shades
^ACoordinates with LightWeaves Solar Shades
[†]Coordinates with Graber® Fresco® Roman Shades

Price Charts

Price Group B: Roller Shade Fabric*: Harmony, Rujin, Sheffield, Suburban II Solar Shade Fabric^A: Cumulus, Monticello, Plexus 3%, Plexus 5%, Standard Weave 1%, Standard Weave 10%, Vanguard 1%, Venture Roman Shade Fabric[†]: Cristale, Versailles

Height up to inches (cm)	Width up to inches (cm) →																											
	48	60	72	78	84	96	108	120	132	144	156	168	180	192	202	212	222	232	242	252	262	272	282	292	302	312	322	332
36 (91.5)	\$569	662	734	763	883	904	977	1227	1303	1356	1428	1504	1603	1615	1711	1807	1903	1999	2096	2192	2288	2384	2480	2576	2672	2768	2863	2959
48 (122.0)	642	787	879	924	1067	1079	1090	1353	1448	1510	1588	1673	1790	1807	1921	2032	2145	2257	2371	2483	2595	2709	2820	2933	3045	3159	3271	3384
60 (152.4)	718	858	965	1019	1170	1189	1207	1482	1589	1662	1742	1841	1983	1996	2121	2245	2369	2494	2618	2742	2868	2992	3116	3241	3365	3489	3614	3739
72 (182.9)	773	920	1051	1107	1272	1299	1320	1610	1733	1822	1898	2010	2170	2187	2320	2453	2584	2718	2850	2984	3116	3249	3381	3514	3646	3780	3913	4045
84 (213.4)	819	990	1135	1199	1369	1408	1438	1736	1872	1978	2049	2180	2358	2374	2521	2668	2814	2962	3110	3256	3403	3550	3697	3844	3992	4139	4284	4431
96 (243.9)	831	1010	1168	1234	1408	1433	1558	1860	2019	2129	2203	2350	2546	2565	2720	2874	3030	3185	3341	3495	3650	3806	3961	4116	4272	4426	4582	4738
108 (274.4)	845	1027	1196	1272	1448	1464	1670	1986	2160	2287	2358	2519	2740	2756	2916	3077	3238	3400	3560	3721	3883	4044	4204	4368	4528	4689	4851	5012
120 (304.8)	889	1090	1275	1353	1536	1558	1787	2112	2298	2439	2518	2688	2930	2947														
132 (335.3)	936	1152	1352	1438	1631	1651	1901	2241	2443	2595	2669	2853	3118	3138														
144 (365.8)	983	1213	1427	1524	1724	1742	2019	2365	2585	2751	2821	3024	3309	3326														
Add Surcharge to Shade Price																												
Square-Corner Valance	\$94	102	106	111	113	123	129	132	133	136	139	140	143	146	154	162	170	178	186	194	202	210	218	226	234	242	250	258

Colors

Roller Shade Fabric* Harmony	Solar Shade Fabric ^A Cumulus	Standard Weave 1%	Roman Shade Fabric [†] Cristale
Cityscape T2601	Linen T0506	Café Doppio T7907	Angora T3271
Harvest T2603	Melon T0505	Calcite T7901	Antique White T3274
Marina T2606	Rice T0507	Chiseled T7908	Parchment T3272
Pebble T2602	Wrought Iron T0504	Daikon T7902	Pristine T3273
Shiplap T2607	Monticello	Infallible T7903	Versailles
Tassel T2605	Burro T0442	Once T7904	Chocolate T3261
Rujin	Dune T0443	Polished T7906	French Beige T3264
Beachwood T8106	Mist T0441	Veranda T7905	Toast T3260
Olive Gray T8103	Rust T0445	Standard Weave 10%	
Russet T8105	Tikki T0444	Café Doppio T8407	
Toasted Almond T8102	Plexus 3%	Calcite T8401	
Sheffield	Black Granite T7710	Chiseled T8408	
Chelsea T3101	Chalcedony T7704	Daikon T8402	
Eclipse T3105	Landmark T7706	Infallible T8403	
Henley T3102	Niche T7713	Once T8404	
Manor T3108	Nutley Pier T7709	Polished T8406	
Meadow T3107	Penumbra T7708	Veranda T8405	
Tuscon T3104	Provisions T7703	Vanguard 1%	
Weathered T3106	Renewal T7702	Authentic T7909	
Windsor T3103	Soapstone T7701	Chrome T7915	
Suburban II	Stately T7705	Cortina T7910	
Highland T0804	Sublime Gray T7712	Dew T7914	
Mystic T0802	Tranquility T7711	Elusive T7912	
White T0801	Travertine T7707	Gentle Beige T7911	
	Plexus 5%	Homage T7917	
	Black Granite T7810	Macedonia T7913	
	Chalcedony T7804	Obsidian T7919	
	Landmark T7806	Peloton T7918	
	Niche T7813	Pendulum T7916	
	Nutley Pier T7809	Venture	
	Penumbra T7808	Backdrop T6906	
	Provisions T7803	Capture T6902	
	Renewal T7802	Future Days T6903	
	Soapstone T7801	Iconic T6901	
	Stately T7805	Minimal T6904	
	Sublime Gray T7812	Vibe T6905	
	Tranquility T7811		
	Travertine T7807		

Price Charts

**Price Group C: Roller Shade Fabric*: Arboretum LF, Banquet, Cambridge RD, Crossweave, Elements, Empire, Prairie, Sedona, Whitcomb
Solar Shade Fabric^A: Chronicles, Complex, Exposition**

Height up to inches (cm) ↓	Width up to inches (cm) →																															
48 (122.0)	60 (152.4)	72 (182.9)	78 (198.2)	84 (213.4)	96 (243.9)	108 (274.4)	120 (304.8)	132 (335.3)	144 (365.8)	156 (396.3)	168 (426.8)	180 (457.2)	192 (487.7)	202 (513.1)	212 (538.5)	222 (563.9)	232 (589.3)	242 (614.7)	252 (640.1)	262 (665.5)	272 (690.9)	282 (716.3)	292 (741.7)	302 (767.1)	312 (792.5)	322 (817.9)	332 (843.3)					
36 (91.5)	\$639	750	838	879	1017	1034	1129	1407	1498	1564	1646	1735	1853	1870	1983	2096	2208	2321	2434	2545	2659	2771	2884	2996	3110	3222	3333	3447				
48 (122.0)	702	835	942	990	1146	1163	1283	1570	1688	1770	1848	1958	2105	2123	2251	2379	2506	2635	2763	2891	3019	3147	3275	3403	3531	3660	3787	3915				
60 (152.4)	763	921	1045	1102	1274	1294	1434	1742	1870	1972	2054	2179	2357	2374	2512	2650	2787	2924	3062	3200	3335	3474	3610	3749	3886	4024	4161	4299				
72 (182.9)	826	1004	1146	1212	1397	1419	1586	1903	2063	2169	2255	2401	2606	2623	2775	2929	3081	3234	3389	3541	3693	3847	3999	4152	4306	4458	4611	4764				
84 (213.4)	893	1089	1248	1325	1530	1543	1742	2071	2252	2372	2463	2623	2854	2878	3043	3211	3378	3546	3713	3879	4046	4215	4381	4549	4714	4882	5050	5216				
96 (243.9)	950	1172	1351	1434	1654	1672	1896	2242	2439	2572	2668	2848	3108	3124	3304	3483	3662	3840	4019	4198	4377	4556	4736	4914	5094	5272	5451	5630				
108 (274.4)	1017	1251	1454	1543	1783	1804	2054	2405	2628	2773	2867	3071	3356	3375	3571	3767	3962	4157	4353	4550	4745	4940	5136	5331	5527	5723	5919	6114				
120 (304.8)	1075	1339	1555	1658	1911	1930	2203	2572	2812	2978	3071	3293	3608	3625																		
132 (335.3)	1142	1422	1655	1773	2038	2059	2357	2737	3003	3180	3273	3514	3859	3875																		
144 (365.8)	1206	1510	1759	1882	2164	2182	2507	2912	3188	3378	3481	3735	4109	4127																		
Add Surcharge to Shade Price																																
Square-Corner Valance	\$94	102	106	111	113	123	129	132	133	136	139	140	143	146	154	162	170	178	186	194	202	210	218	226	234	242	250	258				

Colors

Roller Shade Fabric*		Solar Shade Fabric ^A	
Arboretum LF	Elements	Chronicles	Complex
Distinguished T3604	Canvas T0301	Feather T9201	
Monarch T3602	Dune T0305	Skyline T9202	
Serene T3601	Empire	Sumatra T9203	
Sirius T3603	Anchor T3502	Tuxedo T9204	
Banquet	Boca T3504	Complex	
Haute T4301	Column T3503	Chance T8604	
Helix T4302	Destination T3505	Couture T8603	
Vintage T4303	Picket Fence T3501	Oceans T8605	
Cambridge RD	Prairie	Visage T8606	
Clay T1209	Candle T0022	Exposition	
Cocoa Bean T1215	Pure T0021	Consummate T8501	
Inkwell T1205	Woodgrain T0024	Genesis T8502	
Ivory T1203	Sedona	Resonance T8504	
Misty T1214	Antique White T7206	Wishlist T8503	
Off White T1202	Buff T7205		
White T1201	Granite T7201		
Crossweave	Raven T7204		
Brick T1334	Whitcomb		
Cedar T3007	Invitation T4602		
Merlot T1333	Juniper T4603		
Natural T1331	Paloverde T4601		
Quarry T3008			

*Coordinates with LightWeaves® Roller Shades

^ACoordinates with LightWeaves Solar Shades

Price Charts

Price Group D: Roller Shade Fabric*: Allure, Arboretum BO, Crystalline, Herald, Monaco, Opulent, Palisades, Riverbend, Whitehall Solar Shade Fabric^A: Epitome, Guildhall, Kismet, Merit, Paradigm, Plexus 1%, Prodigy, Reaction, Resolve

Height up to inches (cm) ↓	Width up to inches (cm) →																											
	48 (122.0)	60 (152.4)	72 (182.9)	78 (198.2)	84 (213.4)	96 (243.9)	108 (274.4)	120 (304.8)	132 (335.3)	144 (365.8)	156 (396.3)	168 (426.8)	180 (457.2)	192 (487.7)	202 (513.1)	212 (538.5)	222 (563.9)	232 (589.3)	242 (614.7)	252 (640.1)	262 (665.5)	272 (690.9)	282 (716.3)	292 (741.7)	302 (767.1)	312 (792.5)	322 (817.9)	332 (843.3)
36 (91.5)	\$679	819	925	978	1126	1143	1276	1540	1661	1746	1820	1928	2087	2100	2225	2350	2474	2600	2725	2849	2974	3099	3223	3348	3474	3598	3722	3848
48 (122.0)	771	937	1070	1138	1312	1333	1498	1788	1935	2043	2119	2257	2454	2471	2616	2762	2907	3052	3197	3341	3487	3632	3777	3922	4068	4212	4357	4502
60 (152.4)	863	1061	1213	1305	1501	1517	1722	2030	2213	2338	2420	2582	2824	2835	3000	3165	3330	3495	3660	3826	3992	4156	4321	4486	4651	4818	4982	5148
72 (182.9)	955	1184	1354	1467	1688	1708	1946	2276	2492	2632	2718	2911	3188	3207	3392	3577	3763	3949	4132	4319	4504	4689	4874	5061	5245	5431	5617	5802
84 (213.4)	1047	1307	1501	1630	1876	1894	2170	2520	2765	2930	3016	3239	3556	3569	3775	3980	4187	4392	4598	4803	5007	5215	5419	5624	5830	6035	6242	6447
96 (243.9)	1138	1430	1646	1792	2062	2084	2395	2768	3042	3226	3316	3563	3924	3937	4161	4384	4607	4831	5055	5278	5501	5725	5948	6173	6395	6620	6843	7065
108 (274.4)	1234	1551	1788	1957	2252	2268	2618	3011	3316	3522	3614	3890	4294	4304	4552	4798	5046	5293	5540	5788	6034	6283	6529	6777	7024	7271	7519	7766
120 (304.8)	1323	1673	1930	2124	2439	2458	2846	3258	3592	3820	3916	4215	4656	4672														
132 (335.3)	1414	1795	2074	2286	2626	2643	3066	3504	3865	4115	4215	4545	5027	5043														
144 (365.8)	1507	1918	2218	2448	2812	2831	3294	3749	4139	4413	4516	4872	5394	5410														
Add Surcharge to Shade Price																												
Square-Corner Valance	\$94	102	106	111	113	123	129	132	133	136	139	140	143	146	154	162	170	178	186	194	202	210	218	226	234	242	250	258

Colors

Roller Shade Fabric*				Solar Shade Fabric ^A			
Allure		Opulent		Epitome		Plexus 1%	
Fog	T2703	Ebony	T0106	Beatnik	T8905	Black Granite	T7610
Glimmer	T2706	Opal	T0101	Denali	T8901	Chalcedony	T7604
Latte	T2705	Pale Brown	T0103	Statuesque	T8902	Landmark	T7606
Still Water	T2702	Parchment	T0102	Swift	T8903	Niche	T7613
Titanium	T2704	Twilight	T0104	Urban	T8904	Nutley Pier	T7609
Arboretum BO		Zinc	T0105	Guildhall		Penumbra	T7608
Distinguished	T3703	Palisades		Armor	T9304	Provisions	T7603
Monarch	T3702	Bridge	T4202	Illusion	T9302	Renewal	T7602
Serene	T3701	Chapbook	T4201	Montage	T9303	Soapstone	T7601
Sirius	T3704	Eggplant	T4205	Mystery	T9305	Stately	T7605
Crystalline		Equine	T4203	Tenor	T9301	Sublime Gray	T7612
Beryl	T1251	Lynx	T4204	Kismet		Tranquility	T7611
Copper	T1254	Riverbend		Immediate	T9402	Travertine	T7607
Selenite	T1252	Khaki	T1007	Paris	T9404	Prodigy	
Herald		Maduro	T1009	Porch	T9403	Pacific	T8802
Heirloom	T3803	Natural	T1006	Subdued	T9401	Parfrey	T8804
Library	T3801	Rust	T1004	Vivant	T9405	Southport	T8803
Monumental	T3802	Steel	T1005	Merit		Tandem	T8805
Tsunami	T3804	Whitehall		Atmosphere	T9504	Vintage	T8801
Monaco		Nectar	T3903	Cavalier	T9506	Reaction	
Enchant	T1291	Seattle Mist	T3905	Clarity	T9501	Adventures	T8702
Synergy	T1292	Veranda	T3901	Emulation	T9503	Coveted	T8704
		Westminster	T3904	Exquisite	T9505	Fate	T8703
		Wolverine	T3902	Panoramic	T9502	Release	T8701
				Paradigm		Resolve	
				Archive	T9107	Joyful	T8601
				Declaration	T9106	Studio	T8602
				Intrepid	T9103		
				Relic	T9101		
				Resolute	T9105		
				Revere	T9104		
				Treasure	T9102		

*Coordinates with LightWeaves® Roller Shades

^ACoordinates with LightWeaves Solar Shades

Price Charts

Price Group E: Natural Shade Material[§]: Lipo, Revelry

Height up to inches (cm)	Width up to inches (cm) →																											
	48 (122.0)	60 (152.4)	72 (182.9)	78 (198.2)	84 (213.4)	96 (243.9)	108 (274.4)	120 (304.8)	132 (335.3)	144 (365.8)	156 (396.3)	168 (426.8)	180 (457.2)	192 (487.7)	202 (513.1)	212 (538.5)	222 (563.9)	232 (589.3)	242 (614.7)	252 (640.1)	262 (665.5)	272 (690.9)	282 (716.3)	292 (741.7)	302 (767.1)	312 (792.5)	322 (817.9)	332 (843.3)
36 (91.5)	\$568	669	744	811	939	955	1040	1296	1381	1443	1516	1601	1710	1726	1827	1929	2033	2134	2235	2337	2440	2541	2642	2744	2846	2948	3050	3153
48 (122.0)	625	742	837	914	1054	1074	1184	1448	1555	1633	1707	1806	1942	1958	2076	2195	2311	2431	2549	2668	2785	2904	3023	3141	3258	3378	3496	3616
60 (152.4)	699	816	928	1014	1176	1194	1325	1605	1726	1819	1891	2009	2175	2191	2320	2448	2578	2706	2835	2965	3093	3223	3350	3481	3610	3739	3867	3997
72 (182.9)	735	894	1014	1118	1291	1310	1467	1756	1903	2000	2080	2217	2404	2420	2560	2702	2843	2984	3124	3265	3406	3548	3688	3830	3969	4110	4252	4391
84 (213.4)	793	967	1110	1234	1412	1422	1605	1875	2077	2188	2273	2420	2634	2655	2809	2964	3119	3273	3427	3583	3739	3893	4048	4203	4360	4514	4669	4824
96 (243.9)	845	1040	1200	1325	1524	1544	1701	2069	2251	2376	2460	2627	2870	2880	3047	3213	3378	3543	3709	3874	4040	4206	4372	4537	4704	4870	5036	5201
108 (274.4)	903	1112	1291	1422	1647	1664	1891	2219	2424	2560	2648	2831	3097	3115	3296	3477	3658	3840	4021	4201	4383	4564	4746	4926	5108	5289	5468	5652
120 (304.8)	955	1188	1378	1531	1764	1781	2034	2376	2593	2748	2831	3037	3330	3344														
132 (335.3)	1014	1264	1473	1635	1881	1899	2175	2528	2772	2932	3023	3242	3559	3577														
144 (365.8)	1072	1339	1565	1736	1997	2012	2314	2684	2942	3119	3214	3448	3791	3808														

Add Surcharge to Shade Price

Premiere Valance*	\$121	130	136	144	147	158	165	168	171	173	178	180	186	190	201	212	223	234	245	256	267	278	289	300	311	322	333	344
Privacy Liner*	241	250	384	396	528	543	697	717	734	758	780	804	825	851	895	939	983	1027	1071	1115	1159	1203	1247	1291	1335	1379	1423	1467
Room-Darkening Liner*	317	328	508	525	697	717	919	946	972	1002	1033	1063	1100	1137	1197	1256	1316	1375	1434	1494	1553	1613	1672	1731	1791	1850	1910	1969

*Only available on natural shade materials. See shade options.

Colors

Natural Shade Material[§]

Lipo

Revelry

Ambrosia	T6702	Birdnest	T0045
Earthtones	T6793	Dove	T0745
Java	T6703	Dusk	T0743
Tahoe	T0705		

[§]Coordinates with Tradewinds® Natural Shades

Edge Banding and Liner Colors (natural shade material only)

1" (2.6 cm)		2" (5.1 cm)		2" (5.1 cm)	
Twill Edge Banding		Twill Edge Banding		Decorative Edge Banding	
Black	7000	Black	1000	Serpentine Cocoa	3003
Chocolate	7006	Chocolate	1005	Serpentine Cosmos	3170
Cocoa	7001	Cocoa	1001	Serpentine Landscape	3171
Dark Beige	7005	Dark Beige	1003	Trellis Basalt	3172
Gray	7176	Gray	1176	Trellis Dune	3173
Light Sage	7173	Light Sage	1173		
Mink Gray	7174	Mink Gray	1174		
Muslin	7172	Muslin	1172		
Smoke	7175	Smoke	1175		
Snow White	7170	Snow White	1170		
Taupe	7008	Taupe	1007		
Toffee	7002	Toffee	1002		
Vanilla	7171	Vanilla	1171		

NOTE: Edge banding required with natural shade materials; not available on roller, solar, or Roman fabrics. See shade options: edge banding.

Price Charts

Price Group F: Natural Shade Material[§]: Chencun, Escape, Majian, Serenity, Toushan II

Height up to inches (cm)	Width up to inches (cm) →																											
	48 (122.0)	60 (152.4)	72 (182.9)	78 (198.2)	84 (213.4)	96 (243.9)	108 (274.4)	120 (304.8)	132 (335.3)	144 (365.8)	156 (396.3)	168 (426.8)	180 (457.2)	192 (487.7)	202 (513.1)	212 (538.5)	222 (563.9)	232 (589.3)	242 (614.7)	252 (640.1)	262 (665.5)	272 (690.9)	282 (716.3)	292 (741.7)	302 (767.1)	312 (792.5)	322 (817.9)	332 (843.3)
36 (91.5)	\$630	740	826	866	1000	1017	1082	1346	1435	1499	1577	1663	1778	1793	1901	2007	2116	2223	2332	2440	2547	2656	2762	2870	2976	3084	3192	3300
48 (122.0)	691	823	926	973	1124	1145	1232	1507	1616	1697	1773	1877	2016	2036	2156	2277	2398	2517	2638	2759	2880	3001	3122	3242	3364	3484	3606	3725
60 (152.4)	777	904	1028	1082	1254	1271	1376	1668	1793	1889	1968	2088	2259	2276	2408	2541	2673	2806	2939	3072	3203	3336	3469	3601	3735	3866	4000	4131
72 (182.9)	814	989	1124	1193	1376	1399	1475	1769	1980	2081	2162	2304	2496	2514	2662	2809	2955	3102	3249	3397	3542	3690	3836	3982	4129	4276	4423	4571
84 (213.4)	877	1071	1228	1290	1506	1517	1615	1898	2157	2272	2363	2514	2738	2758	2919	3080	3241	3403	3564	3724	3885	4046	4207	4369	4530	4692	4851	5012
96 (243.9)	939	1152	1329	1415	1629	1647	1777	2081	2338	2465	2557	2730	2982	2996	3167	3338	3510	3682	3855	4026	4197	4369	4540	4712	4884	5054	5226	5399
108 (274.4)	1000	1232	1427	1517	1755	1773	1968	2307	2519	2661	2750	2942	3217	3236	3421	3610	3796	3983	4172	4359	4546	4733	4919	5107	5293	5481	5668	5855
120 (304.8)	1058	1319	1530	1635	1880	1901	2111	2465	2697	2857	2942	3157	3458	3474														
132 (335.3)	1122	1401	1631	1743	2004	2027	2259	2625	2879	3049	3140	3371	3699	3714														
144 (365.8)	1186	1484	1732	1849	2128	2147	2404	2787	3056	3239	3336	3581	3939	3957														

Add Surcharge to Shade Price

Premiere Valance*	\$121	130	136	144	147	158	165	168	171	173	178	180	186	190	201	212	223	234	245	256	267	278	289	300	311	322	333	344
Privacy Liner*	241	250	384	396	528	543	697	717	734	758	780	804	825	851	895	939	983	1027	1071	1115	1159	1203	1247	1291	1335	1379	1423	1467
Room-Darkening Liner*	317	328	508	525	697	717	919	946	972	1002	1033	1063	1100	1137	1197	1256	1316	1375	1434	1494	1553	1613	1672	1731	1791	1850	1910	1969

*Only available on natural shade materials. See shade options.

Colors

Natural Shade Material[§]

Chencun	Majian	Serenity	Toushan II
Appaloosa T0846	Driftwood T2445	Coastline T5702	Mocha T3759
White T0417	Toffee T2296	Dover White T5700	Taupe T3659
Escape		Haze T1502	
Forest T5601			
Island T5602			

[§]Coordinates with Tradewinds[®] Natural Shades

Edge Banding and Liner Colors (natural shade material only)

1" (2.6 cm)	2" (5.1 cm)	2" (5.1 cm)
Twill Edge Banding	Twill Edge Banding	Decorative Edge Banding
Black 7000	Black 1000	Serpentine Cocoa 3003
Chocolate 7006	Chocolate 1005	Serpentine Cosmos 3170
Cocoa 7001	Cocoa 1001	Serpentine Landscape 3171
Dark Beige 7005	Dark Beige 1003	Trellis Basalt 3172
Gray 7176	Gray 1176	Trellis Dune 3173
Light Sage 7173	Light Sage 1173	
Mink Gray 7174	Mink Gray 1174	
Muslin 7172	Muslin 1172	
Smoke 7175	Smoke 1175	
Snow White 7170	Snow White 1170	
Taupe 7008	Taupe 1007	
Toffee 7002	Toffee 1002	
Vanilla 7171	Vanilla 1171	

NOTE: Edge banding required with natural shade materials; not available on roller, solar, or Roman fabrics. See shade options: edge banding.

Price Charts

Price Group G: Natural Shade Material[§]: Inan, Moniz, Yunnan

Height up to inches (cm)	Width up to inches (cm) →																											
	48 (122.0)	60 (152.4)	72 (182.9)	84 (213.4)	96 (243.9)	108 (274.4)	120 (304.8)	132 (335.3)	144 (365.8)	156 (396.3)	168 (426.8)	180 (457.2)	192 (487.7)	202 (513.1)	212 (538.5)	222 (563.9)	232 (589.3)	242 (614.7)	252 (640.1)	262 (665.5)	272 (690.9)	282 (716.3)	292 (741.7)	302 (767.1)	312 (792.5)	322 (817.9)	332 (843.3)	
36 (91.5)	\$678	798	888	931	1077	1097	1198	1489	1588	1658	1744	1838	1965	1985	2102	2218	2336	2453	2570	2687	2805	2922	3040	3157	3273	3390	3508	3626
48 (122.0)	744	886	999	1048	1211	1234	1363	1666	1790	1875	1962	2077	2231	2253	2386	2522	2658	2791	2927	3063	3197	3332	3466	3601	3737	3871	4007	4141
60 (152.4)	835	975	1108	1166	1349	1371	1524	1845	1985	2089	2174	2308	2499	2517	2667	2816	2962	3110	3257	3406	3554	3702	3850	3998	4147	4294	4442	4590
72 (182.9)	877	1067	1211	1286	1485	1507	1683	2024	2190	2300	2390	2548	2657	2782	2943	3105	3265	3425	3587	3748	3910	4072	4233	4391	4553	4714	4875	5037
84 (213.4)	947	1156	1325	1418	1623	1637	1845	2200	2336	2513	2611	2782	3029	3049	3226	3404	3581	3758	3937	4115	4292	4470	4647	4824	5001	5180	5357	5535
96 (243.9)	1009	1243	1430	1524	1753	1777	2008	2376	2588	2731	2829	3021	3297	3313	3506	3698	3889	4081	4272	4465	4657	4847	5040	5232	5424	5615	5807	5999
108 (274.4)	1077	1327	1541	1637	1891	1914	2174	2551	2785	2943	3043	3254	3559	3580	3789	3997	4204	4414	4622	4830	5039	5246	5455	5665	5872	6080	6290	6497
120 (304.8)	1138	1420	1649	1759	2028	2047	2336	2731	2986	3159	3254	3491	3826	3845														
132 (335.3)	1210	1510	1756	1878	2161	2182	2499	2907	3185	3372	3473	3730	4091	4109														
144 (365.8)	1282	1596	1866	1993	2294	2313	2662	3083	3380	3583	3694	3961	4358	4377														

Add Surcharge to Shade Price

Premiere Valance*	\$121	130	136	144	147	158	165	168	171	173	178	180	186	190	201	212	223	234	245	256	267	278	289	300	311	322	333	344
Privacy Liner*	241	250	384	396	528	543	697	717	734	758	780	804	825	851	895	939	983	1027	1071	1115	1159	1203	1247	1291	1335	1379	1423	1467
Room-Darkening Liner*	317	328	508	525	697	717	919	946	972	1002	1033	1063	1100	1137	1197	1256	1316	1375	1434	1494	1553	1613	1672	1731	1791	1850	1910	1969

*Only available on natural shade materials. See shade options.

Colors

Natural Shade Material[§]

Inan	Moniz	Yunnan
Umber T4858	Austria T5083	Arctic Seal T9585
	Belgium T5084	Rocky Shore T9587
	Finland T5080	Sky T9586
	Peru T5081	

[§]Coordinates with Tradewinds® Natural Shades

Edge Banding and Liner Colors (natural shade material only)

1" (2.6 cm) Twill Edge Banding	2" (5.1 cm) Twill Edge Banding	2" (5.1 cm) Decorative Edge Banding
Black 7000	Black 1000	Serpentine Cocoa 3003
Chocolate 7006	Chocolate 1005	Serpentine Cosmos 3170
Cocoa 7001	Cocoa 1001	Serpentine Landscape 3171
Dark Beige 7005	Dark Beige 1003	Trellis Basalt 3172
Gray 7176	Gray 1176	Trellis Dune 3173
Light Sage 7173	Light Sage 1173	
Mink Gray 7174	Mink Gray 1174	
Muslin 7172	Muslin 1172	
Smoke 7175	Smoke 1175	
Snow White 7170	Snow White 1170	
Taupe 7008	Taupe 1007	
Toffee 7002	Toffee 1002	
Vanilla 7171	Vanilla 1171	

NOTE: Edge banding required with natural shade materials; not available on roller, solar, or Roman fabrics. See shade options: edge banding.

Price Charts

Price Group H: Natural Shade Material[§]: Amour, Boardwalk, Majuro

Height up to inches (cm)	Width up to inches (cm) →																											
	48 (122.0)	60 (152.4)	72 (182.9)	78 (198.2)	84 (213.4)	96 (243.9)	108 (274.4)	120 (304.8)	132 (335.3)	144 (365.8)	156 (396.3)	168 (426.8)	180 (457.2)	192 (487.7)	202 (513.1)	212 (538.5)	222 (563.9)	232 (589.3)	242 (614.7)	252 (640.1)	262 (665.5)	272 (690.9)	282 (716.3)	292 (741.7)	302 (767.1)	312 (792.5)	322 (817.9)	332 (843.3)
36 (91.5)	\$694	818	912	995	1148	1169	1272	1587	1692	1765	1857	1960	2092	2112	2236	2362	2485	2609	2735	2858	2983	3107	3231	3357	3480	3605	3728	3852
48 (122.0)	765	909	1024	1117	1291	1312	1449	1772	1904	1996	2088	2210	2375	2394	2541	2685	2832	2976	3123	3268	3414	3560	3705	3851	3997	4142	4289	4433
60 (152.4)	856	1001	1136	1243	1439	1462	1623	1965	2112	2225	2314	2459	2661	2679	2838	2996	3154	3309	3468	3626	3783	3940	4096	4255	4413	4571	4726	4885
72 (182.9)	900	1095	1243	1368	1579	1601	1794	2151	2330	2448	2547	2712	2941	2961	3132	3304	3475	3647	3819	3992	4162	4334	4506	4676	4848	5022	5194	5365
84 (213.4)	970	1184	1358	1510	1726	1742	1965	2334	2539	2675	2781	2961	3224	3246	3439	3628	3818	4009	4199	4389	4581	4771	4962	5153	5343	5534	5724	5915
96 (243.9)	1034	1272	1469	1623	1866	1888	2217	2532	2753	2907	3011	3215	3510	3526	3730	3932	4136	4341	4545	4748	4952	5155	5359	5562	5765	5969	6172	6376
108 (274.4)	1105	1361	1579	1742	2015	2037	2314	2715	2965	3132	3239	3464	3789	3812	4033	4253	4473	4694	4914	5132	5354	5574	5793	6013	6235	6455	6675	6896
120 (304.8)	1169	1454	1690	1875	2159	2178	2488	2907	3173	3363	3464	3714	4074	4091														
132 (335.3)	1241	1548	1803	1999	2301	2323	2661	3093	3390	3588	3699	3968	4356	4376														
144 (365.8)	1310	1637	1914	2121	2444	2462	2833	3286	3600	3816	3931	4217	4639	4661														

Add Surcharge to Shade Price

Premiere Valance*	\$121	130	136	144	147	158	165	168	171	173	178	180	186	190	201	212	223	234	245	256	267	278	289	300	311	322	333	344
Privacy Liner*	241	250	384	396	528	543	697	717	734	758	780	804	825	851	895	939	983	1027	1071	1115	1159	1203	1247	1291	1335	1379	1423	1467
Room-Darkening Liner*	317	328	508	525	697	717	919	946	972	1002	1033	1063	1100	1137	1197	1256	1316	1375	1434	1494	1553	1613	1672	1731	1791	1850	1910	1969

*Only available on natural shade materials. See shade options.

Colors

Natural Shade Material[§]

Amour

Majuro

Pearl	T0116	Cattail	T5071
Radiant	T0001	Daisy	T5070
Boardwalk		Stonybrook T5073	
Pier	T5968	Trail	T5072

[§]Coordinates with Tradewinds® Natural Shades

Edge Banding and Liner Colors (natural shade material only)

1" (2.6 cm)		2" (5.1 cm)		2" (5.1 cm)	
Twill Edge Banding		Twill Edge Banding		Decorative Edge Banding	
Black	7000	Black	1000	Serpentine Cocoa	3003
Chocolate	7006	Chocolate	1005	Serpentine Cosmos	3170
Cocoa	7001	Cocoa	1001	Serpentine Landscape	3171
Dark Beige	7005	Dark Beige	1003	Trellis Basalt	3172
Gray	7176	Gray	1176	Trellis Dune	3173
Light Sage	7173	Light Sage	1173		
Mink Gray	7174	Mink Gray	1174		
Muslin	7172	Muslin	1172		
Smoke	7175	Smoke	1175		
Snow White	7170	Snow White	1170		
Taupe	7008	Taupe	1007		
Toffee	7002	Toffee	1002		
Vanilla	7171	Vanilla	1171		

NOTE: Edge banding required with natural shade materials; not available on roller, solar, or Roman fabrics. See shade options: edge banding.

Price Charts

Price Group I: Natural Shade Material[§]: Beachfront, Meilin, Saterra, Terrestrial, Zishan

Height up to inches (cm) ↓	Width up to inches (cm) →																											
48 (122.0) 60 (152.4) 72 (182.9) 84 (213.4) 96 (243.9) 108 (274.4) 120 (304.8) 132 (335.3) 144 (365.8)	48 (122.0)	60 (152.4)	72 (182.9)	78 (198.2)	84 (213.4)	96 (243.9)	108 (274.4)	120 (304.8)	132 (335.3)	144 (365.8)	156 (396.3)	168 (426.8)	180 (457.2)	192 (487.7)	202 (513.1)	212 (538.5)	222 (563.9)	232 (589.3)	242 (614.7)	252 (640.1)	262 (665.5)	272 (690.9)	282 (716.3)	292 (741.7)	302 (767.1)	312 (792.5)	322 (817.9)	332 (843.3)
36 (91.5)	\$781	919	1026	1136	1310	1336	1455	1814	1932	2017	2120	2237	2389	2415	2557	2703	2847	2993	3136	3282	3424	3569	3713	3859	4004	4148	4292	4436
48 (122.0)	859	1023	1150	1277	1474	1500	1656	2028	2176	2281	2386	2526	2712	2739	2904	3070	3236	3402	3567	3734	3899	4065	4231	4398	4562	4726	4892	5058
60 (152.4)	882	1124	1274	1420	1642	1668	1852	2246	2415	2542	2648	2813	3041	3064	3243	3424	3607	3788	3968	4150	4331	4512	4694	4874	5054	5236	5418	5599
72 (182.9)	1010	1232	1398	1562	1805	1830	2049	2458	2661	2795	2908	3097	3362	3384	3581	3780	3975	4175	4372	4571	4767	4966	5162	5362	5558	5755	5954	6152
84 (213.4)	1088	1329	1524	1731	1972	1993	2246	2660	2904	3057	3177	3384	3683	3707	3927	4148	4368	4588	4808	5030	5249	5467	5688	5909	6129	6348	6570	6790
96 (243.9)	1161	1430	1647	1852	2134	2157	2557	2892	3144	3322	3444	3672	4010	4029	4263	4497	4733	4967	5201	5436	5670	5904	6139	6373	6607	6843	7077	7312
108 (274.4)	1241	1527	1773	1993	2301	2330	2648	3103	3387	3579	3700	3961	4330	4356	4609	4865	5119	5374	5628	5884	6138	6391	6646	6901	7156	7411	7665	7920
120 (304.8)	1313	1634	1898	2142	2463	2489	2841	3322	3627	3844	3961	4244	4655	4674														
132 (335.3)	1395	1739	2026	2285	2628	2655	3041	3537	3871	4101	4225	4534	4977	5000														
144 (365.8)	1472	1838	2149	2425	2789	2817	3236	3752	4114	4360	4491	4818	5298	5324														

Add Surcharge to Shade Price

Premiere Valance*	\$121	130	136	144	147	158	165	168	171	173	178	180	186	190	201	212	223	234	245	256	267	278	289	300	311	322	333	344
Privacy Liner*	241	250	384	396	528	543	697	717	734	758	780	804	825	851	895	939	983	1027	1071	1115	1159	1203	1247	1291	1335	1379	1423	1467
Room-Darkening Liner*	317	328	508	525	697	717	919	946	972	1002	1033	1063	1100	1137	1197	1256	1316	1375	1434	1494	1553	1613	1672	1731	1791	1850	1910	1969

*Only available on natural shade materials. See shade options.

Colors

Natural Shade Material[§]

Beachfront	Saterra	Terrestrial	Zishan
Surf T0041	Azure T3269	Alpaca T2001	Auburn T3689
Thatch T0042	Terrain T3370	Camel T2003	Feather T0735
Tidepool T0040	Veridian T3371		Hula T0737
Meilin			Hut T0736
Chroma T5120			Stardust T3731
Onyx T1227			Toast T3734

[§]Coordinates with Tradewinds[®] Natural Shades

Edge Banding and Liner Colors (natural shade material only)

1" (2.6 cm) Twill Edge Banding	2" (5.1 cm) Twill Edge Banding	2" (5.1 cm) Decorative Edge Banding
Black 7000	Black 1000	Serpentine Cocoa 3003
Chocolate 7006	Chocolate 1005	Serpentine Cosmos 3170
Cocoa 7001	Cocoa 1001	Serpentine Landscape 3171
Dark Beige 7005	Dark Beige 1003	Trellis Basalt 3172
Gray 7176	Gray 1176	Trellis Dune 3173
Light Sage 7173	Light Sage 1173	
Mink Gray 7174	Mink Gray 1174	
Muslin 7172	Muslin 1172	
Smoke 7175	Smoke 1175	
Snow White 7170	Snow White 1170	
Taupe 7008	Taupe 1007	
Toffee 7002	Toffee 1002	
Vanilla 7171	Vanilla 1171	

NOTE: Edge banding required with natural shade materials; not available on roller, solar, or Roman fabrics. See shade options: edge banding.

Price Charts

Price Group J: Natural Shade Material[§]: Azores, Madeira, Merino, Paralian

Height up to inches (cm)	Width up to inches (cm) →																											
	48 (122.0)	60 (152.4)	72 (182.9)	78 (198.2)	84 (213.4)	96 (243.9)	108 (274.4)	120 (304.8)	132 (335.3)	144 (365.8)	156 (396.3)	168 (426.8)	180 (457.2)	192 (487.7)	202 (513.1)	212 (538.5)	222 (563.9)	232 (589.3)	242 (614.7)	252 (640.1)	262 (665.5)	272 (690.9)	282 (716.3)	292 (741.7)	302 (767.1)	312 (792.5)	322 (817.9)	332 (843.3)
36 (91.5)	\$859	1011	1128	1250	1442	1470	1601	1996	2125	2219	2333	2460	2629	2657	2813	2973	3131	3292	3450	3609	3767	3927	4085	4244	4404	4563	4721	4879
48 (122.0)	944	1124	1265	1405	1622	1651	1821	2230	2394	2509	2625	2779	2983	3012	3195	3377	3560	3742	3925	4107	4290	4471	4655	4836	5018	5199	5382	5564
60 (152.4)	970	1237	1403	1563	1807	1834	2038	2471	2657	2796	2914	3094	3345	3370	3568	3767	3968	4167	4365	4565	4763	4964	5162	5362	5560	5760	5961	6158
72 (182.9)	1111	1356	1537	1717	1985	2013	2254	2704	2927	3075	3200	3406	3698	3722	3939	4158	4373	4592	4809	5028	5243	5462	5679	5898	6114	6331	6549	6766
84 (213.4)	1197	1462	1676	1904	2170	2191	2471	2926	3195	3364	3495	3722	4051	4077	4319	4563	4805	5046	5289	5532	5774	6015	6258	6499	6742	6983	7227	7468
96 (243.9)	1277	1572	1812	2038	2347	2373	2813	3182	3458	3655	3789	4039	4412	4432	4688	4946	5205	5464	5722	5979	6237	6495	6752	7010	7268	7527	7785	8043
108 (274.4)	1366	1679	1950	2191	2532	2562	2914	3413	3727	3937	4071	4358	4762	4792	5071	5351	5631	5911	6191	6472	6751	7032	7312	7591	7871	8152	8430	8711
120 (304.8)	1445	1797	2088	2357	2711	2739	3124	3655	3990	4228	4358	4670	5119	5142														
132 (335.3)	1534	1913	2228	2513	2890	2920	3345	3891	4258	4511	4647	4989	5475	5500														
144 (365.8)	1619	2022	2364	2668	3068	3099	3560	4127	4525	4795	4940	5300	5828	5857														

Add Surcharge to Shade Price

Premiere Valance*	\$121	130	136	144	147	158	165	168	171	173	178	180	186	190	201	212	223	234	245	256	267	278	289	300	311	322	333	344
Privacy Liner*	241	250	384	396	528	543	697	717	734	758	780	804	825	851	895	939	983	1027	1071	1115	1159	1203	1247	1291	1335	1379	1423	1467
Room-Darkening Liner*	317	328	508	525	697	717	919	946	972	1002	1033	1063	1100	1137	1197	1256	1316	1375	1434	1494	1553	1613	1672	1731	1791	1850	1910	1969

*Only available on natural shade materials. See shade options.

Colors

Natural Shade Material[§]

Azores		Madeira		Merino		Paralian	
Carob	T5063	Brunette	T5010	Belize	T5508	Mink	T5050
Snow	T5060	Wolf	T5011	Burgos	T0503	Otter	T5052
Suede	T5061			Grenada	T5507	Sand Dollar	T5051
Sycamore	T5062			Sevilla	T5506		

[§]Coordinates with Tradewinds® Natural Shades

Edge Banding and Liner Colors (natural shade material only)

1" (2.6 cm)		2" (5.1 cm)		2" (5.1 cm)	
Twill Edge Banding		Twill Edge Banding		Decorative Edge Banding	
Black	7000	Black	1000	Serpentine Cocoa	3003
Chocolate	7006	Chocolate	1005	Serpentine Cosmos	3170
Cocoa	7001	Cocoa	1001	Serpentine Landscape	3171
Dark Beige	7005	Dark Beige	1003	Trellis Basalt	3172
Gray	7176	Gray	1176	Trellis Dune	3173
Light Sage	7173	Light Sage	1173		
Mink Gray	7174	Mink Gray	1174		
Muslin	7172	Muslin	1172		
Smoke	7175	Smoke	1175		
Snow White	7170	Snow White	1170		
Taupe	7008	Taupe	1007		
Toffee	7002	Toffee	1002		
Vanilla	7171	Vanilla	1171		

NOTE: Edge banding required with natural shade materials; not available on roller, solar, or Roman fabrics. See shade options: edge banding.

Options Pricing

Replacement Panel Pricing and Ordering: Roller, Solar, and Roman Shades

Replacement panels may be ordered to replace damaged panels or to update panels to match new décor. Each panel is priced individually based on panel width and shade height.

When ordering, specify:

- Fabric style, color name, and color number
- Finished panel width (width at top of panel)
- Overall shade height (height of shade including headrail)
- Number of panels needed

NOTE: Due to dye lot variations, we cannot guarantee an exact color match to the original order.

Price Group A										
inches (cm)	22 (55.9)	24 (61.0)	27 (68.6)	29 (73.7)	32 (81.3)	35 (88.9)	38 (96.6)	41 (104.2)	48 (122.0)	
36 (91.5)	\$171	175	185	191	198	210	220	230	245	
48 (122.0)	193	198	214	220	232	244	254	267	284	
60 (152.4)	214	225	240	251	267	276	288	305	320	
72 (182.9)	236	251	267	280	300	310	323	340	357	
84 (213.4)	262	273	294	310	333	345	357	377	394	
96 (243.9)	286	300	323	338	365	377	390	415	431	
108 (274.4)	307	323	355	370	398	412	425	451	468	
120 (304.8)	333	347	377	401	431	447	459	490	505	
132 (335.3)	357	375	408	431	465	482	491	527	543	
144 (365.8)	380	398	437	459	499	515	527	564	579	

Price Group B										
inches (cm)	22 (55.9)	24 (61.0)	27 (68.6)	29 (73.7)	32 (81.3)	35 (88.9)	38 (96.6)	41 (104.2)	48 (122.0)	
36 (91.5)	\$192	201	213	221	233	245	258	270	287	
48 (122.0)	239	250	263	270	284	296	306	328	339	
60 (152.4)	287	296	310	321	337	345	357	378	392	
72 (182.9)	335	345	357	372	389	394	409	432	446	
84 (213.4)	382	392	409	422	436	446	458	484	500	
96 (243.9)	432	441	451	472	493	496	509	538	553	
108 (274.4)	476	488	505	522	543	549	557	591	606	
120 (304.8)	522	538	555	574	596	603	607	644	659	
132 (335.3)	574	582	599	620	647	656	659	697	713	
144 (365.8)	620	631	650	674	700	706	710	751	764	

Price Group C										
inches (cm)	22 (55.9)	24 (61.0)	27 (68.6)	29 (73.7)	32 (81.3)	35 (88.9)	38 (96.6)	41 (104.2)	48 (122.0)	
36 (91.5)	\$220	229	244	256	269	283	297	311	330	
48 (122.0)	276	286	302	317	333	343	357	376	392	
60 (152.4)	330	343	367	379	397	407	420	441	458	
72 (182.9)	387	404	423	439	458	466	482	506	522	
84 (213.4)	444	458	482	497	522	530	544	572	588	
96 (243.9)	497	515	540	558	584	593	605	637	651	
108 (274.4)	555	576	600	620	648	658	668	700	718	
120 (304.8)	611	632	661	681	718	722	729	764	784	
132 (335.3)	668	688	721	745	780	788	791	828	847	
144 (365.8)	722	745	780	806	844	849	853	894	912	

Price Group D										
inches (cm)	22 (55.9)	24 (61.0)	27 (68.6)	29 (73.7)	32 (81.3)	35 (88.9)	38 (96.6)	41 (104.2)	48 (122.0)	
36 (91.5)	\$299	312	339	356	384	402	420	440	461	
48 (122.0)	361	384	420	440	476	494	514	537	560	
60 (152.4)	425	455	496	526	571	587	611	631	657	
72 (182.9)	488	524	578	611	664	679	706	726	756	
84 (213.4)	553	591	656	693	756	771	800	822	854	
96 (243.9)	615	664	731	780	850	864	896	916	952	
108 (274.4)	682	731	817	867	945	957	990	1012	1051	
120 (304.8)	744	803	892	949	1036	1048	1087	1107	1149	
132 (335.3)	809	874	970	1033	1132	1139	1182	1202	1247	
144 (365.8)	874	945	1048	1117	1222	1232	1276	1298	1346	

Options Pricing

Replacement Panel Pricing and Ordering: Natural Shades

Replacement panels may be ordered to replace damaged panels or to update panels to match new décor. Each panel is priced individually based on panel width and shade height.

When ordering, specify:

- Material style, color name, and color number
- Edge banding color name and color number
- Finished panel width (width at top of panel)
- Overall shade height (height of shade including headrail)
- Number of panels needed

Surcharge options:

- Privacy liner—\$136
- Room-darkening liner—\$182

NOTE: Due to dye lot variations, we cannot guarantee an exact color match to the original order.

Price Group E

inches (cm)	22 (55.9)	24 (61.0)	27 (68.6)	29 (73.7)	32 (81.3)	35 (88.9)	38 (96.6)	41 (104.2)	48 (122.0)
36 (91.5)	\$192	198	214	221	234	245	260	271	285
48 (122.0)	240	248	263	277	287	301	313	327	343
60 (152.4)	285	301	316	331	348	354	366	384	398
72 (182.9)	338	351	358	379	398	408	421	440	455
84 (213.4)	386	398	421	432	455	461	474	495	511
96 (243.9)	432	448	470	486	508	515	526	552	565
108 (274.4)	485	502	522	538	567	573	581	610	623
120 (304.8)	531	549	577	591	623	628	648	663	681
132 (335.3)	581	596	626	647	679	685	687	722	735
144 (365.8)	628	647	679	701	734	737	742	777	794

Price Group F

inches (cm)	22 (55.9)	24 (61.0)	27 (68.6)	29 (73.7)	32 (81.3)	35 (88.9)	38 (96.6)	41 (104.2)	48 (122.0)
36 (91.5)	\$213	220	233	246	262	272	287	301	316
48 (122.0)	266	276	293	305	319	332	347	362	378
60 (152.4)	316	332	352	364	381	390	408	425	441
72 (182.9)	372	387	409	420	441	451	466	486	505
84 (213.4)	427	441	466	478	505	510	524	548	567
96 (243.9)	478	496	520	537	563	573	583	613	628
108 (274.4)	536	555	578	596	625	632	644	674	689
120 (304.8)	588	610	636	657	689	696	701	735	754
132 (335.3)	644	663	693	719	749	759	762	799	815
144 (365.8)	696	719	749	776	812	817	820	860	878

Price Group G

inches (cm)	22 (55.9)	24 (61.0)	27 (68.6)	29 (73.7)	32 (81.3)	35 (88.9)	38 (96.6)	41 (104.2)	48 (122.0)
36 (91.5)	\$229	237	253	266	280	296	308	323	342
48 (122.0)	284	299	313	332	346	357	374	389	411
60 (152.4)	342	357	378	392	414	422	436	458	474
72 (182.9)	403	418	438	455	474	486	503	527	542
84 (213.4)	461	474	503	514	542	549	567	589	611
96 (243.9)	514	535	564	580	608	615	628	659	680
108 (274.4)	578	599	622	644	677	684	691	727	743
120 (304.8)	634	655	687	707	743	749	793	804	812
132 (335.3)	691	716	746	773	809	818	820	859	881
144 (365.8)	749	773	809	837	877	882	885	928	947

Price Group H

inches (cm)	22 (55.9)	24 (61.0)	27 (68.6)	29 (73.7)	32 (81.3)	35 (88.9)	38 (96.6)	41 (104.2)	48 (122.0)
36 (91.5)	\$233	241	262	271	287	302	314	333	351
48 (122.0)	296	304	320	339	353	368	382	401	419
60 (152.4)	351	368	387	406	424	432	449	469	488
72 (182.9)	413	428	438	465	488	497	515	538	558
84 (213.4)	473	488	515	528	558	565	579	607	626
96 (243.9)	528	546	576	593	623	631	643	676	690
108 (274.4)	592	613	639	660	691	700	711	745	762
120 (304.8)	650	672	705	725	762	769	794	811	833
132 (335.3)	711	731	765	793	830	838	842	882	900
144 (365.8)	769	793	830	858	898	902	905	950	969

Price Group I

inches (cm)	22 (55.9)	24 (61.0)	27 (68.6)	29 (73.7)	32 (81.3)	35 (88.9)	38 (96.6)	41 (104.2)	48 (122.0)
36 (91.5)	\$264	273	293	304	322	338	356	373	394
48 (122.0)	333	342	361	380	397	411	432	449	470
60 (152.4)	394	411	436	453	477	485	504	527	548
72 (182.9)	464	483	506	523	548	560	578	603	626
84 (213.4)	531	548	578	592	626	633	651	682	703
96 (243.9)	592	615	649	666	697	710	723	759	781
108 (274.4)	664	688	718	741	778	787	796	838	855
120 (304.8)	732	756	792	816	855	862	871	912	935
132 (335.3)	796	821	859	888	932	943	947	993	1010
144 (365.8)	862	888	932	961	1007	1014	1018	1068	1091

Price Group J

inches (cm)	22 (55.9)	24 (61.0)	27 (68.6)	29 (73.7)	32 (81.3)	35 (88.9)	38 (96.6)	41 (104.2)	48 (122.0)
36 (91.5)	\$290	301	321	335	354	372	392	410	434
48 (122.0)	366	376	397	418	437	452	475	494	517
60 (152.4)	434	452	479	499	524	534	554	580	603
72 (182.9)	510	531	556	576	603	616	636	663	689
84 (213.4)	585	603	636	652	689	697	716	750	774
96 (243.9)	652	677	714	733	767	781	795	835	859
108 (274.4)	731	757	790	815	856	865	876	922	940
120 (304.8)	805	831	871	897	940	949	959	1003	1029
132 (335.3)	876	903	945	976	1026	1038	1041	1092	1111
144 (365.8)	949	976	1026	1057	1108	1114	1120	1175	1200

Options Pricing

Options Pricing

Option	Surcharge
Edge Banding	Natural shade fabric only: no charge
Projection Brackets: 2 ⁵ / ₈ " (6.7 cm) (for 2 and 3 track), 3 ¹ / ₂ " (8.9 cm) (for 2, 3, 4, and 5 track)	No charge
Privacy Liner	Natural shade material only: see options pricing under price charts
Room-Darkening Liner	Natural shade material only: see options pricing under price charts
Premiere Valance	Natural shade material only: see options pricing under price charts
Spliced Shades	\$75 per splice; shades over 192" (487.7 cm) first splice at no charge
Square-Corner Valance	Roller, solar, and Roman fabric only: see options pricing under price charts
Wood Cornices and Valances	See wood cornice and valance price list

Replacement Headrail Information

Width up to inches (cm) →																											
48 (122.0)	60 (152.4)	72 (182.9)	78 (198.2)	84 (213.4)	96 (243.9)	108 (274.4)	120 (304.8)	132 (335.3)	144 (365.8)	156 (396.3)	168 (426.8)	180 (457.2)	192 (487.7)	202 (513.1)	212 (538.5)	222 (563.9)	232 (589.3)	242 (614.7)	252 (640.1)	262 (665.5)	272 (690.9)	282 (716.3)	292 (741.7)	302 (767.1)	312 (792.5)	322 (817.9)	332 (843.3)
\$226	268	287	323	383	402	424	634	660	684	735	764	799	813	856	899	942	985	1028	1071	1114	1157	1200	1243	1286	1329	1372	1415

NOTE: Maximum height for shades with wand control: 108" (274.4 cm).

Valance Only Pricing: Square-Corner or Premiere Valances

A valance only option is available. Orders for roller, solar, or Roman fabrics will receive the square-corner valance; orders for natural shade materials will receive the premiere valance. See below for valance only pricing.

Width up to inches (cm) →	36 (91.4)	48 (122.0)	60 (152.4)	72 (182.9)	78 (198.2)	84 (213.4)	96 (243.9)	108 (274.4)	120 (304.8)	132 (335.3)	144 (365.8)	156 (396.3)	168 (426.8)	180 (457.2)	192 (487.7)	202 (513.1)	212 (538.5)	222 (563.9)	232 (589.3)	242 (614.7)	252 (640.1)	262 (665.5)	272 (690.9)	282 (716.3)	292 (741.7)	302 (767.1)	312 (792.5)	322 (817.9)	332 (843.3)
Square-Corner Valance (roller and solar)	\$88	94	102	106	111	113	123	129	132	133	136	139	140	143	146	154	162	170	178	186	194	202	210	218	226	234	242	250	258
Premiere Valance (natural shades)	113	121	130	136	144	147	158	165	168	171	173	178	180	186	190	201	212	223	234	245	256	267	278	289	300	311	322	333	344

NOTE: Maximum height for shades with wand control: 108" (274.4 cm).

GRABER®

Graber is a brand of Springs Window Fashions, the Best Experience Company 

Graber and the Graber logo are registered trademarks of Springs Window Fashions, LLC.

19-0210-04 (02/19) 18-10538|S17-4982